



Successful Course Completion and Attempted and Completed Credits Data Fall 2014 to Fall 2018

JUNE 24, 2019

DR. DEBBIE L. SMARR, DEAN OF PLANNING AND INSTITUTIONAL EFFECTIVENESS

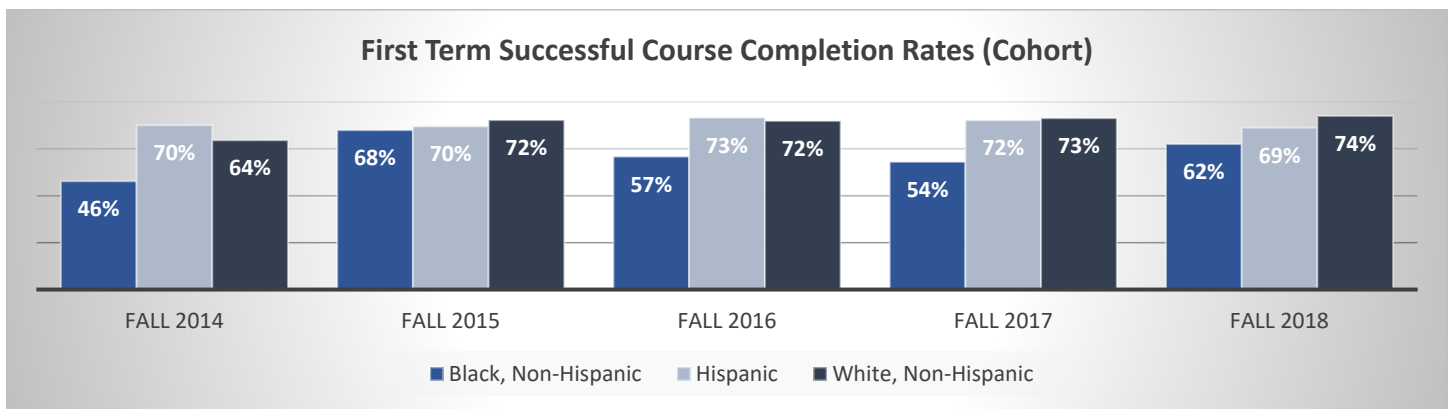
First Term Successful Course Completion Rates

Examining the First Term Successful Course Completion Rates (the percentage of courses completed with an A, B or C) for the fall starting cohort of students at Grayson College, the college has increased:

- Caucasian students by 10%
- African American students by 16%

The Hispanic student first term successful course completion rates decreased 3% from fall 2017 to fall 2018.

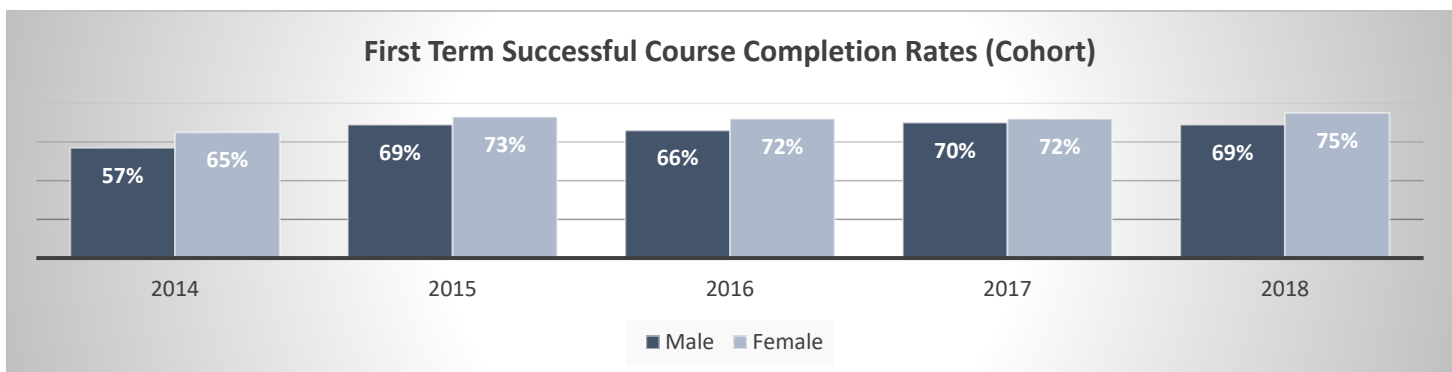
The gap in the First Term Successful Course Completion Rates between African American and Hispanic students decreased from 18% in Fall 2017 to 7% in Fall 2018. When compared to Fall 2014, the gap has decreased from 24% to just 7%.



When comparing performance by gender, the college has increased:

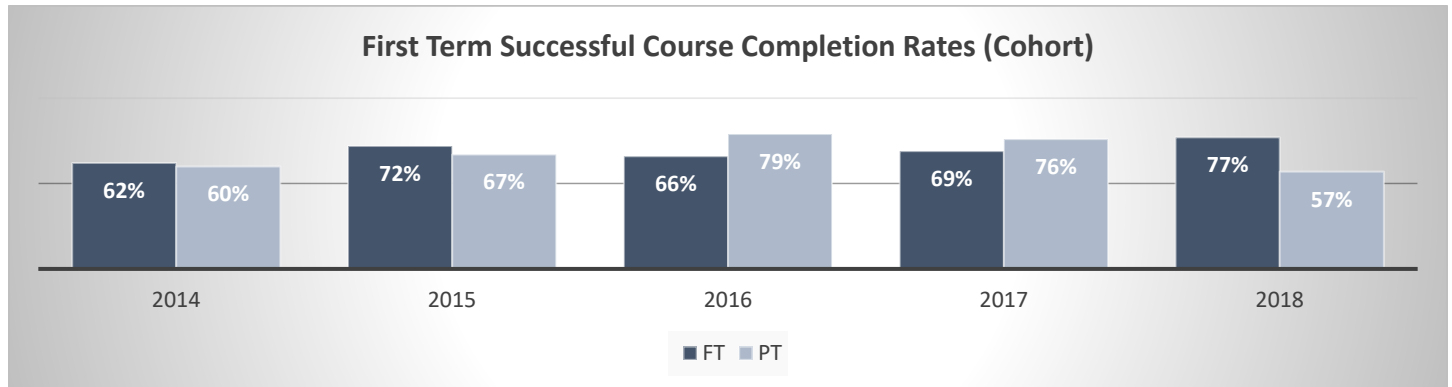
- Male students by 13%
- Female students by 7%

The gap between female and male students increased from 2% in Fall 2017 to 6% in Fall 2018.



For full-time and part-time students, the rates increased for full-time students from 69% fall 2017 to a 5-year high 77% fall 2018. Part-time student rates decreased by 19% from fall 2017 to fall 2018.

The 2% gap in performance between full-time and part-time students in Fall 2014 has widened to 20% in fall 2018.

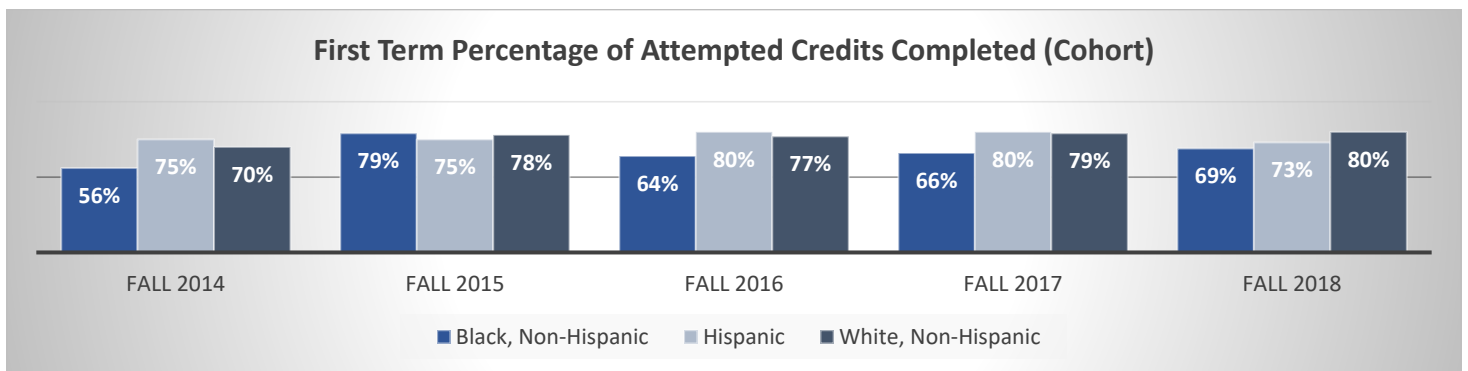


First Term Attempted and Completed Credits Data

Another measure of success is the first term percentage of attempted credits completed. When comparing these rates by ethnicity, the college improved student performance for the following:

- African American students by 13%
- Caucasian students by 10%

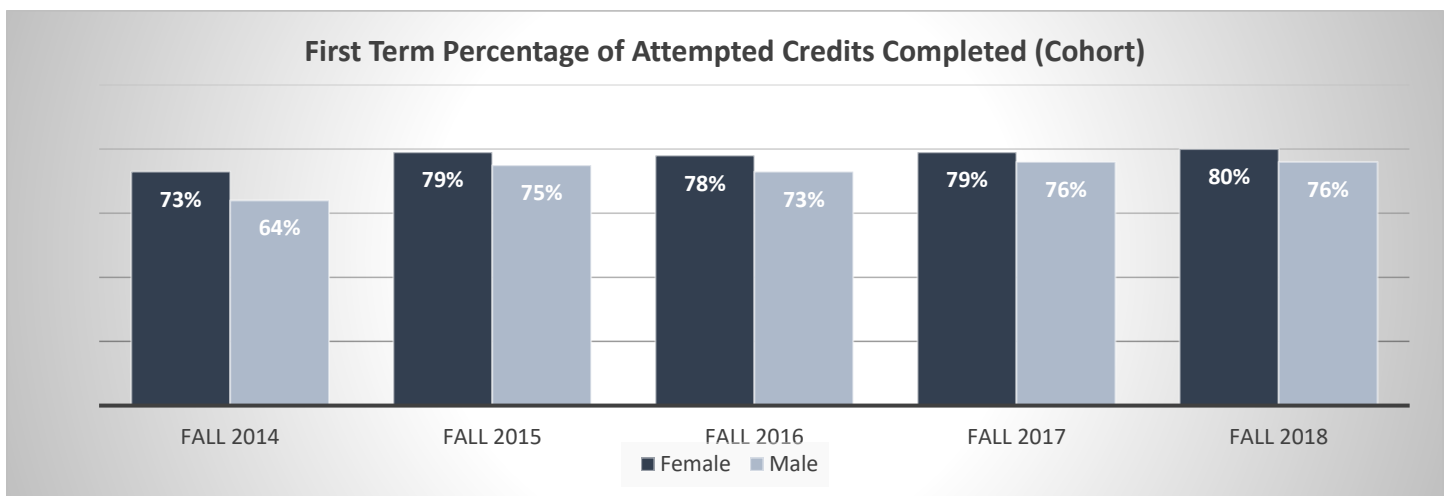
The gap between African American and Hispanic students has decreased from Fall 2014 at 19% to 4% in Fall 2018. Additionally, the gap between African American students and Caucasians moved from 14% in fall 2014 to 11% fall 2018. Hispanic students decreased 7% from 80% to 73% in the percentage of credits completed in their first term.



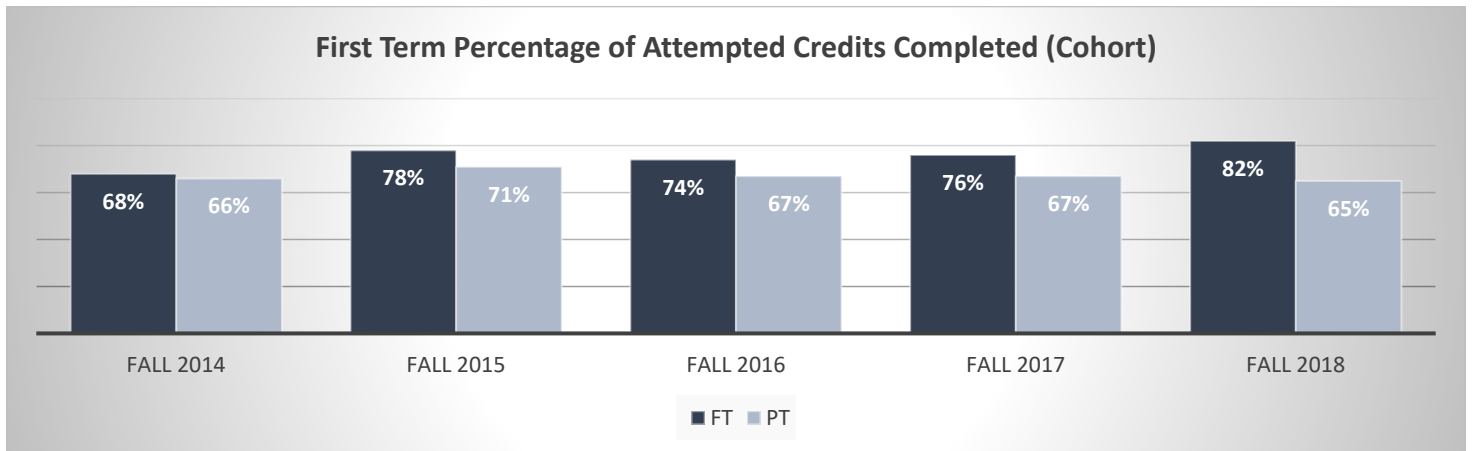
Comparing performance based on gender the college increased:

- Male students by 12%
- Female students by 7%

This has closed the 9% gap in Fall 2014 to just 4% for fall 2018. This is up 1% from fall 2017.



When looking at full-time and part-time student performance, the college increased student performance for full-time students by 14% while part-time students decreased by 1%. The gap in performance from Fall 2014 which was 2% and has now grown to 17% in Fall 2018.



Finally, when comparing students who receive Pell grants to those who do not, the college increased:

- Pell students by 14%
- Non-Pell students by 5%

The gap in student performance of Pell versus non-Pell students has decreased from 13% in Fall 2014 to just 4% in Fall 2018.

