

# **Fall 2018**

# **Successful Course Completion Report**



**Office of Planning and Institutional Effectiveness**  
Dr. Debbie Smarr, Dean

## **Fall 2018 Successful Course Completion Report**

### **Executive Summary**

The fall 2018 successful course completion rate for was 79% for the first 8 week, 77% for the second 8 week term, 78% for the full 16 week term, and 78% overall. This represents a nineteen-year high for Grayson College.

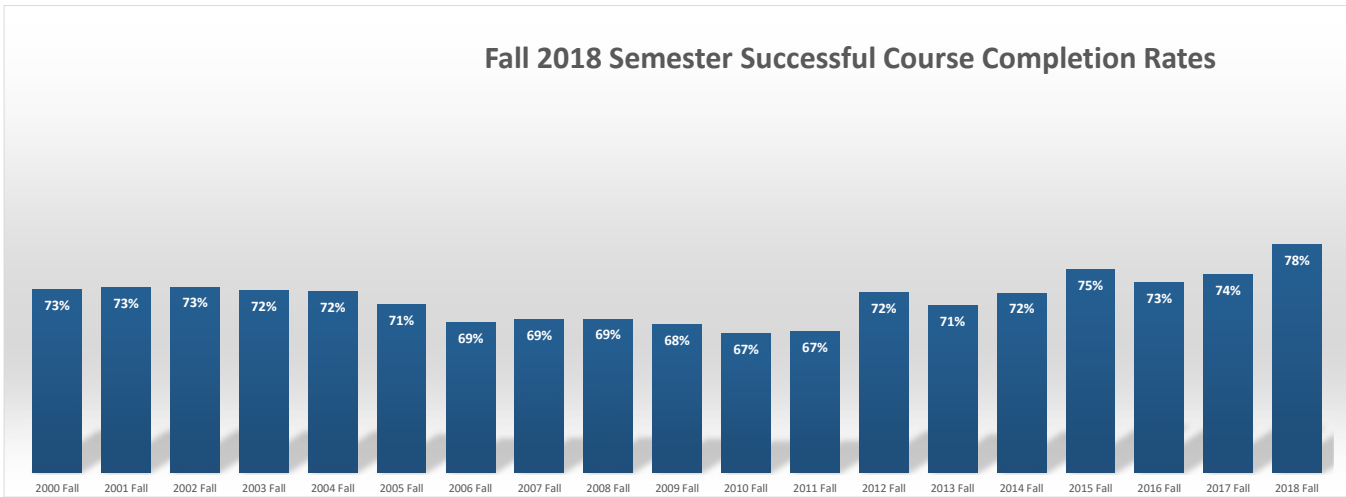
Successful course completion, completing courses with a grade of an A, B or C, has been the focus of the Grayson College instructional team for the past few years. This focus allows faculty to engage in the use of data. Faculty and administrators review the percentage of students completing their courses with an A, B or C and identify courses with high enrollments and low success rates for potential improvements. The calculation of success rates include those students who withdraw after the term census date and do not complete the course.

Included in this report is a course level report and a section level report. The course level report captures the overall course success rate. The section level report allows department chairs and program leads to identify potential improvements by comparing success rates across all sections offered.

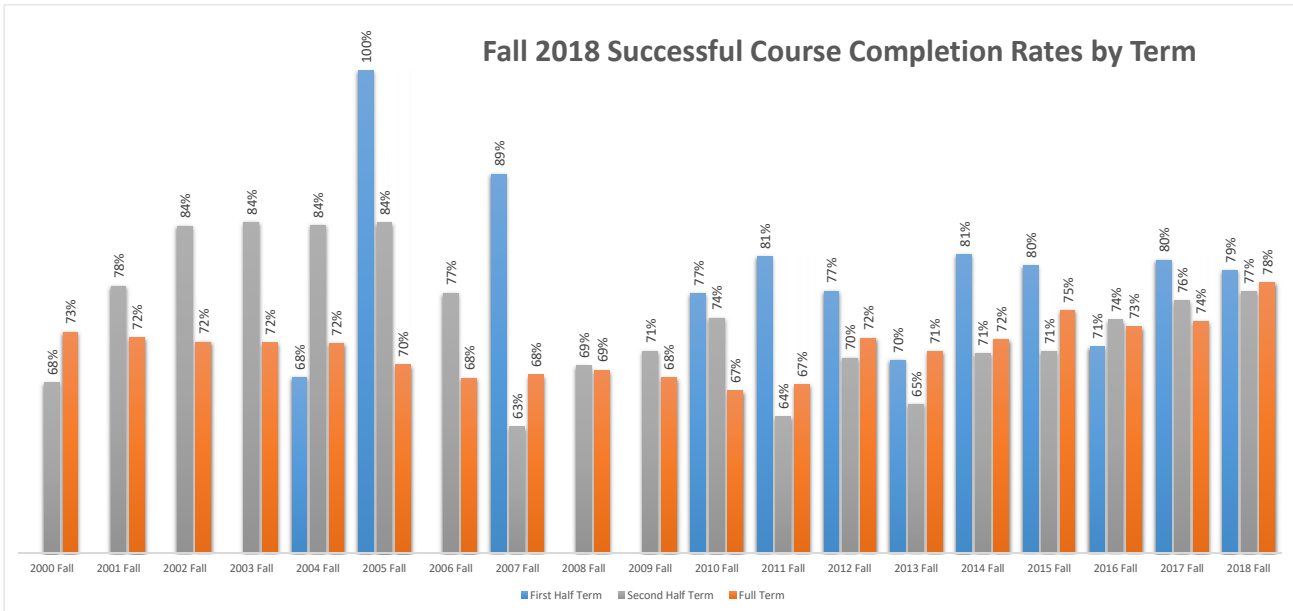
**Grayson College**  
**Successful Course Completion Rate Data (A, B or C)**  
**Fall 2018**

Main Semester	First Half Term	Full Term	Second Half Term	Semester Total
2000 Fall		73%	68%	73%
2001 Fall		72%	78%	73%
2002 Fall		72%	84%	73%
2003 Fall		72%	84%	72%
2004 Fall	68%	72%	84%	72%
2005 Fall	100%	70%	84%	71%
2006 Fall		68%	77%	69%
2007 Fall	89%	68%	63%	69%
2008 Fall		69%	69%	69%
2009 Fall		68%	71%	68%
2010 Fall	77%	67%	74%	67%
2011 Fall	81%	67%	64%	67%
2012 Fall	77%	72%	70%	72%
2013 Fall	70%	71%	65%	71%
2014 Fall	81%	72%	71%	72%
2015 Fall	80%	75%	71%	75%
2016 Fall	71%	73%	74%	73%
2017 Fall	80%	74%	76%	74%
2018 Fall	79%	78%	77%	78%

**Fall 2018 Semester Successful Course Completion Rates**



**Fall 2018 Successful Course Completion Rates by Term**



Grayson College  
Fall 2018 Successful Course Completion Rate Data by Course and Section

Subject	Course Number	Section Number	First Half Term Total Enrolled	First Half Term Success Rate	Full Term Total Enrolled	Full Term Success Rate	Second Half Term Total Enrolled	Second Half Term Success Rate	Semester Total Enrolled	Semester Overall Success Rate
ABDR	1307	A02			4	50%			4	50%
ABDR	1307	A03			1	100%			1	100%
<b>ABDR</b>	<b>1307 Total</b>				<b>5</b>	<b>60%</b>			<b>5</b>	<b>60%</b>
ABDR	1431	A01			5	100%			5	100%
<b>ABDR</b>	<b>1431 Total</b>				<b>5</b>	<b>100%</b>			<b>5</b>	<b>100%</b>
ABDR	1519	A01			4	100%			4	100%
<b>ABDR</b>	<b>1519 Total</b>				<b>4</b>	<b>100%</b>			<b>4</b>	<b>100%</b>
ABDR	1558	A01			7	71%			7	71%
ABDR	1558	C01					1	100%	1	100%
<b>ABDR</b>	<b>1558 Total</b>				<b>7</b>	<b>71%</b>	<b>1</b>	<b>100%</b>	<b>8</b>	<b>75%</b>
ABDR	2355	A01			8	75%			8	75%
<b>ABDR</b>	<b>2355 Total</b>				<b>8</b>	<b>75%</b>			<b>8</b>	<b>75%</b>
ACCT	2301	B01HY	23	78%					23	78%
ACCT	2301	B02HY	21	76%					21	76%
ACCT	2301	C01NT					21	81%	21	81%
<b>ACCT</b>	<b>2301 Total</b>		<b>44</b>	<b>77%</b>			<b>21</b>	<b>81%</b>	<b>65</b>	<b>78%</b>
ACCT	2302	B01NT	19	95%					19	95%
ACCT	2302	C01HY					21	76%	21	76%
<b>ACCT</b>	<b>2302 Total</b>		<b>19</b>	<b>95%</b>			<b>21</b>	<b>76%</b>	<b>40</b>	<b>85%</b>
ACNT	1303	C01					5	100%	5	100%
<b>ACNT</b>	<b>1303 Total</b>						<b>5</b>	<b>100%</b>	<b>5</b>	<b>100%</b>
ACNT	1311	C01NT					14	86%	14	86%
<b>ACNT</b>	<b>1311 Total</b>						<b>14</b>	<b>86%</b>	<b>14</b>	<b>86%</b>
ACNT	1331	C01					12	92%	12	92%
<b>ACNT</b>	<b>1331 Total</b>						<b>12</b>	<b>92%</b>	<b>12</b>	<b>92%</b>
ACNT	2302	B01NT	4	100%					4	100%
<b>ACNT</b>	<b>2302 Total</b>		<b>4</b>	<b>100%</b>					<b>4</b>	<b>100%</b>
ARTS	1301	A53NT			19	63%			19	63%
ARTS	1301	B01NT	32	91%					32	91%
ARTS	1301	B02HY	21	81%					21	81%

Grayson College  
Fall 2018 Successful Course Completion Rate Data by Course and Section

Subject	Course Number	Section Num	First Half Term Total Enrolled	First Half Term Success Rate	Full Term Total Enrolled	Full Term Success Rate	Second Half Term Total Enrolled	Second Half Term Success Rate	Semester Total Enrolled	Semester Overall Success Rate
ARTS	1301	B02NT	31	65%					31	65%
ARTS	1301	C01HY					25	68%	25	68%
ARTS	1301	C01NT					36	64%	36	64%
<b>ARTS</b>	<b>1301 Total</b>		<b>84</b>	<b>79%</b>	<b>19</b>	<b>63%</b>	<b>61</b>	<b>66%</b>	<b>164</b>	<b>72%</b>
ARTS	1311	A01			9	67%			9	67%
<b>ARTS</b>	<b>1311 Total</b>				<b>9</b>	<b>67%</b>			<b>9</b>	<b>67%</b>
ARTS	1316	A01			14	86%			14	86%
<b>ARTS</b>	<b>1316 Total</b>				<b>14</b>	<b>86%</b>			<b>14</b>	<b>86%</b>
ARTS	2311	A01HY			1	100%			1	100%
ARTS	2311	A02			2	50%			2	50%
<b>ARTS</b>	<b>2311 Total</b>				<b>3</b>	<b>67%</b>			<b>3</b>	<b>67%</b>
ARTS	2346	A01			7	71%			7	71%
<b>ARTS</b>	<b>2346 Total</b>				<b>7</b>	<b>71%</b>			<b>7</b>	<b>71%</b>
ARTS	2347	A01			1	0%			1	0%
<b>ARTS</b>	<b>2347 Total</b>				<b>1</b>	<b>0%</b>			<b>1</b>	<b>0%</b>
BCIS	1305	A01NT			27	89%			27	89%
BCIS	1305	A02NT			26	88%			26	88%
<b>BCIS</b>	<b>1305 Total</b>				<b>53</b>	<b>89%</b>			<b>53</b>	<b>89%</b>
BIOL	1106	A01			23	83%			23	83%
BIOL	1106	A01NT			68	82%			68	82%
BIOL	1106	A02			13	38%			13	38%
BIOL	1106	A03			14	43%			14	43%
BIOL	1106	A04			20	55%			20	55%
BIOL	1106	A44			29	93%			29	93%
BIOL	1106	A46			10	90%			10	90%
BIOL	1106	A51			9	100%			9	100%
BIOL	1106	C01					5	100%	5	100%
<b>BIOL</b>	<b>1106 Total</b>				<b>186</b>	<b>76%</b>	<b>5</b>	<b>100%</b>	<b>191</b>	<b>77%</b>
BIOL	1107	A01NT			18	83%			18	83%
<b>BIOL</b>	<b>1107 Total</b>				<b>18</b>	<b>83%</b>			<b>18</b>	<b>83%</b>

Grayson College  
Fall 2018 Successful Course Completion Rate Data by Course and Section

Subject	Course Number	Section Number	First Half Term Total Enrolled	First Half Term Success Rate	Full Term Total Enrolled	Full Term Success Rate	Second Half Term Total Enrolled	Second Half Term Success Rate	Semester Total Enrolled	Semester Overall Success Rate
BIOL	1108	B01	5	100%					5	100%
<b>BIOL</b>	<b>1108 Total</b>		<b>5</b>	<b> 100%</b>					<b>5</b>	<b> 100%</b>
BIOL	1306	A01			20	90%			20	90%
BIOL	1306	A01NT			68	82%			68	82%
BIOL	1306	A02			23	57%			23	57%
BIOL	1306	A03			27	37%			27	37%
BIOL	1306	A44			29	93%			29	93%
BIOL	1306	A46			10	90%			10	90%
BIOL	1306	A51			9	100%			9	100%
BIOL	1306	C01					5	100%	5	100%
<b>BIOL</b>	<b>1306 Total</b>				<b>186</b>	<b> 76%</b>	<b>5</b>	<b> 100%</b>	<b>191</b>	<b> 77%</b>
BIOL	1307	A01NT			18	83%			18	83%
<b>BIOL</b>	<b>1307 Total</b>				<b>18</b>	<b> 83%</b>			<b>18</b>	<b> 83%</b>
BIOL	1308	B01	5	100%					5	100%
<b>BIOL</b>	<b>1308 Total</b>		<b>5</b>	<b> 100%</b>					<b>5</b>	<b> 100%</b>
BIOL	1322	B01NT	20	80%					20	80%
<b>BIOL</b>	<b>1322 Total</b>		<b>20</b>	<b> 80%</b>					<b>20</b>	<b> 80%</b>
BIOL	2101	A01			21	57%			21	57%
BIOL	2101	A01HY			23	61%			23	61%
BIOL	2101	A02			21	76%			21	76%
BIOL	2101	A03			18	61%			18	61%
BIOL	2101	A04			19	58%			19	58%
BIOL	2101	A05			17	53%			17	53%
BIOL	2101	A06			16	38%			16	38%
BIOL	2101	A07			23	57%			23	57%
BIOL	2101	A10			18	67%			18	67%
BIOL	2101	A11			15	93%			15	93%
BIOL	2101	A33			17	88%			17	88%
BIOL	2101	A46			16	81%			16	81%
BIOL	2101	B01	14	57%					14	57%

Grayson College  
Fall 2018 Successful Course Completion Rate Data by Course and Section

Subject	Course Number	Section Number	First Half Term Total Enrolled	First Half Term Success Rate	Full Term Total Enrolled	Full Term Success Rate	Second Half Term Total Enrolled	Second Half Term Success Rate	Semester Total Enrolled	Semester Overall Success Rate
BIOL	2101	B02	14	71%					14	71%
BIOL	2101	B03	21	71%					21	71%
BIOL	2101	B04	7	86%					7	86%
<b>BIOL</b>	<b>2101 Total</b>		<b>56</b>	<b>70%</b>	<b>224</b>	<b>65%</b>			<b>280</b>	<b>66%</b>
BIOL	2102	A01			17	47%			17	47%
BIOL	2102	A02			19	63%			19	63%
BIOL	2102	A03			4	25%			4	25%
BIOL	2102	A10HY			23	52%			23	52%
BIOL	2102	C01					13	46%	13	46%
BIOL	2102	C02					15	53%	15	53%
BIOL	2102	C03					21	76%	21	76%
<b>BIOL</b>	<b>2102 Total</b>				<b>63</b>	<b>52%</b>	<b>49</b>	<b>61%</b>	<b>112</b>	<b>56%</b>
BIOL	2120	A01			12	75%			12	75%
BIOL	2120	A02			16	94%			16	94%
BIOL	2120	A10			17	82%			17	82%
BIOL	2120	C01					10	70%	10	70%
BIOL	2120	C02					11	100%	11	100%
<b>BIOL</b>	<b>2120 Total</b>				<b>45</b>	<b>84%</b>	<b>21</b>	<b>86%</b>	<b>66</b>	<b>85%</b>
BIOL	2301	A01			40	65%			40	65%
BIOL	2301	A01HY			23	61%			23	61%
BIOL	2301	A02			22	64%			22	64%
BIOL	2301	A03			30	53%			30	53%
BIOL	2301	A04			21	48%			21	48%
BIOL	2301	A10			18	67%			18	67%
BIOL	2301	A11			14	93%			14	93%
BIOL	2301	A12			23	57%			23	57%
BIOL	2301	A33			17	88%			17	88%
BIOL	2301	A46			16	81%			16	81%
BIOL	2301	B01	8	50%					8	50%
BIOL	2301	B02	20	70%					20	70%

Grayson College  
Fall 2018 Successful Course Completion Rate Data by Course and Section

Subject	Course Number	Section Number	First Half Term Total Enrolled	First Half Term Success Rate	Full Term Total Enrolled	Full Term Success Rate	Second Half Term Total Enrolled	Second Half Term Success Rate	Semester Total Enrolled	Semester Overall Success Rate
BIOL	2301	B03	21	71%					21	71%
BIOL	2301	B04	7	86%					7	86%
<b>BIOL</b>	<b>2301 Total</b>		<b>56</b>	<b>70%</b>	<b>224</b>	<b>65%</b>			<b>280</b>	<b>66%</b>
BIOL	2302	A01			16	44%			16	44%
BIOL	2302	A02			25	56%			25	56%
BIOL	2302	A10HY			22	55%			22	55%
BIOL	2302	C01					28	50%	28	50%
BIOL	2302	C02					21	76%	21	76%
<b>BIOL</b>	<b>2302 Total</b>				<b>63</b>	<b>52%</b>	<b>49</b>	<b>61%</b>	<b>112</b>	<b>56%</b>
BIOL	2320	A01			28	86%			28	86%
BIOL	2320	A10			17	82%			17	82%
BIOL	2320	C01					10	70%	10	70%
BIOL	2320	C02					11	100%	11	100%
<b>BIOL</b>	<b>2320 Total</b>				<b>45</b>	<b>84%</b>	<b>21</b>	<b>86%</b>	<b>66</b>	<b>85%</b>
BIOL	2404	A01NT			16	50%			16	50%
BIOL	2404	A51			13				13	
<b>BIOL</b>	<b>2404 Total</b>				<b>29</b>	<b>50%</b>	<b>0</b>		<b>29</b>	<b>50%</b>
BMGT	1305	B01NT	19	84%					19	84%
<b>BMGT</b>	<b>1305 Total</b>		<b>19</b>	<b>84%</b>					<b>19</b>	<b>84%</b>
BMGT	1327	B01HY	3	100%					3	100%
BMGT	1327	C01NT					15	80%	15	80%
<b>BMGT</b>	<b>1327 Total</b>		<b>3</b>	<b>100%</b>			<b>15</b>	<b>80%</b>	<b>18</b>	<b>83%</b>
BMGT	1341	C01NT					9	89%	9	89%
<b>BMGT</b>	<b>1341 Total</b>						<b>9</b>	<b>89%</b>	<b>9</b>	<b>89%</b>
BMGT	2309	C01NT					16	69%	16	69%
<b>BMGT</b>	<b>2309 Total</b>				<b>0</b>		<b>16</b>	<b>69%</b>	<b>16</b>	<b>69%</b>
BUSG	1304	B01NT	17	94%					17	94%
BUSG	1304	C01NT					9	89%	9	89%
<b>BUSG</b>	<b>1304 Total</b>		<b>17</b>	<b>94%</b>			<b>9</b>	<b>89%</b>	<b>26</b>	<b>92%</b>
BUSG	2305	A01NT			9	67%			9	67%



Grayson College  
Fall 2018 Successful Course Completion Rate Data by Course and Section

Subject	Course Number	Section Num	First Half Term Total Enrolled	First Half Term Success Rate	Full Term Total Enrolled	Full Term Success Rate	Second Half Term Total Enrolled	Second Half Term Success Rate	Semester Total Enrolled	Semester Overall Success Rate
<b>BUSG</b>	<b>2305 Total</b>				9	67%			9	67%
BUSG	2309	C01NT					23	83%	23	83%
<b>BUSG</b>	<b>2309 Total</b>		<b>0</b>				<b>23</b>	<b> 83%</b>	<b>23</b>	<b> 83%</b>
BUSI	1301	B01HY	19	89%					19	89%
BUSI	1301	B02HY	24	96%					24	96%
BUSI	1301	C01NT					32	78%	32	78%
BUSI	1301	D01NT					15	93%	15	93%
<b>BUSI</b>	<b>1301 Total</b>		<b>43</b>	<b> 93%</b>			<b>47</b>	<b> 83%</b>	<b>90</b>	<b> 88%</b>
CDEC	1317	B01NT	4	75%					4	75%
<b>CDEC</b>	<b>1317 Total</b>		<b>4</b>	<b> 75%</b>					<b>4</b>	<b> 75%</b>
CDEC	1319	B01NT	11	45%					11	45%
<b>CDEC</b>	<b>1319 Total</b>		<b>11</b>	<b> 45%</b>					<b>11</b>	<b> 45%</b>
CDEC	1321	C01NT					5	100%	5	100%
<b>CDEC</b>	<b>1321 Total</b>						<b>5</b>	<b> 100%</b>	<b>5</b>	<b> 100%</b>
CDEC	1323	C01NT					9	67%	9	67%
<b>CDEC</b>	<b>1323 Total</b>						<b>9</b>	<b> 67%</b>	<b>9</b>	<b> 67%</b>
CDEC	1359	B01NT	6	67%					6	67%
<b>CDEC</b>	<b>1359 Total</b>		<b>6</b>	<b> 67%</b>					<b>6</b>	<b> 67%</b>
CDEC	2322	C01NT					3	100%	3	100%
<b>CDEC</b>	<b>2322 Total</b>						<b>3</b>	<b> 100%</b>	<b>3</b>	<b> 100%</b>
CHEF	1164	A01			8	100%			8	100%
<b>CHEF</b>	<b>1164 Total</b>				<b>8</b>	<b> 100%</b>			<b>8</b>	<b> 100%</b>
CHEF	1205	B01	22	86%					22	86%
CHEF	1205	B02	0						0	
<b>CHEF</b>	<b>1205 Total</b>		<b>22</b>	<b> 86%</b>	<b>0</b>				<b>22</b>	<b> 86%</b>
CHEF	1301	B01	14	64%					14	64%
<b>CHEF</b>	<b>1301 Total</b>		<b>14</b>	<b> 64%</b>					<b>14</b>	<b> 64%</b>
CHEF	1310	A01			12	100%			12	100%
<b>CHEF</b>	<b>1310 Total</b>				<b>12</b>	<b> 100%</b>			<b>12</b>	<b> 100%</b>
CHEF	1314	B01	7	86%					7	86%

Grayson College  
Fall 2018 Successful Course Completion Rate Data by Course and Section

Subject	Course Number	Section Number	First Half Term Total Enrolled	First Half Term Success Rate	Full Term Total Enrolled	Full Term Success Rate	Second Half Term Total Enrolled	Second Half Term Success Rate	Semester Total Enrolled	Semester Overall Success Rate
CHEF	1314	C01					6	100%	6	100%
<b>CHEF</b>	<b>1314 Total</b>		<b>7</b>	<b>86%</b>			<b>6</b>	<b>100%</b>	<b>13</b>	<b>92%</b>
CHEF	2231	C01					14	93%	14	93%
<b>CHEF</b>	<b>2231 Total</b>						<b>14</b>	<b>93%</b>	<b>14</b>	<b>93%</b>
CHEF	2341	A01			6	83%			6	83%
<b>CHEF</b>	<b>2341 Total</b>				<b>6</b>	<b>83%</b>			<b>6</b>	<b>83%</b>
CHEM	1111	A01			17	94%			17	94%
CHEM	1111	A02			18	72%			18	72%
CHEM	1111	A04			12	75%			12	75%
<b>CHEM</b>	<b>1111 Total</b>				<b>47</b>	<b>81%</b>			<b>47</b>	<b>81%</b>
CHEM	1311	A01			16	75%			16	75%
CHEM	1311	A02			21	86%			21	86%
CHEM	1311	A03			10	80%			10	80%
<b>CHEM</b>	<b>1311 Total</b>				<b>47</b>	<b>81%</b>			<b>47</b>	<b>81%</b>
CHEM	2123	A01			8	100%			8	100%
<b>CHEM</b>	<b>2123 Total</b>				<b>8</b>	<b>100%</b>			<b>8</b>	<b>100%</b>
CHEM	2323	A01			8	100%			8	100%
<b>CHEM</b>	<b>2323 Total</b>				<b>8</b>	<b>100%</b>			<b>8</b>	<b>100%</b>
CJLE	1329	A01			10	80%			10	80%
CJLE	1329	A02			6	100%			6	100%
<b>CJLE</b>	<b>1329 Total</b>				<b>16</b>	<b>88%</b>			<b>16</b>	<b>88%</b>
CJLE	1506	A01			10	80%			10	80%
<b>CJLE</b>	<b>1506 Total</b>				<b>10</b>	<b>80%</b>			<b>10</b>	<b>80%</b>
CJLE	1512	A01			10	80%			10	80%
<b>CJLE</b>	<b>1512 Total</b>				<b>10</b>	<b>80%</b>			<b>10</b>	<b>80%</b>
CJLE	1518	A01			10	80%			10	80%
CJLE	1518	A02			6	100%			6	100%
<b>CJLE</b>	<b>1518 Total</b>				<b>16</b>	<b>88%</b>			<b>16</b>	<b>88%</b>
CJSA	2334	C01NT					13	92%	13	92%
<b>CJSA</b>	<b>2334 Total</b>						<b>13</b>	<b>92%</b>	<b>13</b>	<b>92%</b>

**Grayson College**  
**Fall 2018 Successful Course Completion Rate Data by Course and Section**

Subject	Course Number	Section Number	First Half Term Total Enrolled	First Half Term Success Rate	Full Term Total Enrolled	Full Term Success Rate	Second Half Term Total Enrolled	Second Half Term Success Rate	Semester Total Enrolled	Semester Overall Success Rate
COLL	0271	B01NT	29	76%					29	76%
COLL	0271	B02HY	8	63%					8	63%
COLL	0271	B02NT	29	69%					29	69%
COLL	0271	B03NT	17	71%					17	71%
COLL	0271	B04HY	21	67%					21	67%
COLL	0271	B05HY	27	74%					27	74%
COLL	0271	B06HY	19	58%					19	58%
COLL	0271	B07HY	25	100%					25	100%
COLL	0271	B08HY	25	72%					25	72%
COLL	0271	B09HY	21	76%					21	76%
COLL	0271	B10HY	21	90%					21	90%
COLL	0271	B14HY	24	79%					24	79%
COLL	0271	B15HY	23	65%					23	65%
COLL	0271	B19HY	23	70%					23	70%
COLL	0271	B20HY	15	87%					15	87%
COLL	0271	B23HY	11	91%					11	91%
COLL	0271	B26HY	19	68%					19	68%
COLL	0271	C01NT					11	55%	11	55%
COLL	0271	C02HY					15	73%	15	73%
COLL	0271	C02NT					10	100%	10	100%
COLL	0271	C04HY					12	67%	12	67%
COLL	0271	C05HY					8	88%	8	88%
<b>COLL</b>	<b>0271 Total</b>		<b>357</b>	<b>75%</b>			<b>56</b>	<b>75%</b>	<b>413</b>	<b>75%</b>
COSC	1301	A46			39	92%			39	92%
COSC	1301	B01NT	17	82%					17	82%
COSC	1301	C01NT					14	71%	14	71%
<b>COSC</b>	<b>1301 Total</b>		<b>17</b>	<b>82%</b>	<b>39</b>	<b>92%</b>	<b>14</b>	<b>71%</b>	<b>70</b>	<b>86%</b>
COSC	1336	B01	20	75%					20	75%
COSC	1336	C02					12	58%	12	58%
<b>COSC</b>	<b>1336 Total</b>		<b>20</b>	<b>75%</b>			<b>12</b>	<b>58%</b>	<b>32</b>	<b>69%</b>

































Grayson College  
Fall 2018 Successful Course Completion Rate Data by Course and Section

Subject	Course Number	Section Number	First Half Term Total Enrolled	First Half Term Success Rate	Full Term Total Enrolled	Full Term Success Rate	Second Half Term Total Enrolled	Second Half Term Success Rate	Semester Total Enrolled	Semester Overall Success Rate
COSC	1437	A01HY			15	73%			15	73%
<b>COSC</b>	<b>1437 Total</b>				<b>15</b>	<b>73%</b>			<b>15</b>	<b>73%</b>
COSC	2436	A01HY			8	88%			8	88%
<b>COSC</b>	<b>2436 Total</b>				<b>8</b>	<b>88%</b>			<b>8</b>	<b>88%</b>
CPMT	1311	B01	11	100%					11	100%
<b>CPMT</b>	<b>1311 Total</b>		<b>11</b>	<b>100%</b>					<b>11</b>	<b>100%</b>
CPMT	1345	C01					13	85%	13	85%
<b>CPMT</b>	<b>1345 Total</b>						<b>13</b>	<b>85%</b>	<b>13</b>	<b>85%</b>
CPMT	1349	C01NT					5	100%	5	100%
<b>CPMT</b>	<b>1349 Total</b>						<b>5</b>	<b>100%</b>	<b>5</b>	<b>100%</b>
CPMT	2350	C01NT					8	75%	8	75%
<b>CPMT</b>	<b>2350 Total</b>						<b>8</b>	<b>75%</b>	<b>8</b>	<b>75%</b>
CPMT	2388	A01			1	100%			1	100%
<b>CPMT</b>	<b>2388 Total</b>				<b>1</b>	<b>100%</b>			<b>1</b>	<b>100%</b>
CRIJ	1301	B01HY	9	89%					9	89%
CRIJ	1301	B01NT	28	79%					28	79%
CRIJ	1301	B02HY	0						0	
<b>CRIJ</b>	<b>1301 Total</b>		<b>37</b>	<b>81%</b>					<b>37</b>	<b>81%</b>
CRIJ	1306	B01HY	15	93%					15	93%
<b>CRIJ</b>	<b>1306 Total</b>		<b>15</b>	<b>93%</b>					<b>15</b>	<b>93%</b>
CRIJ	1307	B01HY	21	95%					21	95%
<b>CRIJ</b>	<b>1307 Total</b>		<b>21</b>	<b>95%</b>					<b>21</b>	<b>95%</b>
CRIJ	1310	C01HY					6	83%	6	83%
CRIJ	1310	C01NT					35	91%	35	91%
<b>CRIJ</b>	<b>1310 Total</b>						<b>41</b>	<b>90%</b>	<b>41</b>	<b>90%</b>
CRIJ	2301	B01NT	19	89%					19	89%
<b>CRIJ</b>	<b>2301 Total</b>		<b>19</b>	<b>89%</b>					<b>19</b>	<b>89%</b>
CRIJ	2313	C01HY					12	100%	12	100%
<b>CRIJ</b>	<b>2313 Total</b>						<b>12</b>	<b>100%</b>	<b>12</b>	<b>100%</b>
CRIJ	2314	C01HY					16	88%	16	88%

Grayson College  
Fall 2018 Successful Course Completion Rate Data by Course and Section

Subject	Course Number	Section Num	First Half Term Total Enrolled	First Half Term Success Rate	Full Term Total Enrolled	Full Term Success Rate	Second Half Term Total Enrolled	Second Half Term Success Rate	Semester Total Enrolled	Semester Overall Success Rate
<b>CRIJ</b>	<b>2314 Total</b>						16	88%	16	88%
CRIJ	2323	C01HY					9	89%	9	89%
<b>CRIJ</b>	<b>2323 Total</b>						9	89%	9	89%
CRIJ	2328	B01HY	19	89%					19	89%
<b>CRIJ</b>	<b>2328 Total</b>		19	89%					19	89%
CSME	1310	C01					20	90%	20	90%
<b>CSME</b>	<b>1310 Total</b>						20	90%	20	90%
CSME	1348	B01	6	100%					6	100%
<b>CSME</b>	<b>1348 Total</b>		6	100%					6	100%
CSME	1401	B01	24	75%					24	75%
CSME	1401	B03	1	0%					1	0%
CSME	1401	B04	10	90%					10	90%
<b>CSME</b>	<b>1401 Total</b>		35	77%					35	77%
CSME	1405	C01					22	86%	22	86%
CSME	1405	C04					10	80%	10	80%
<b>CSME</b>	<b>1405 Total</b>						32	84%	32	84%
CSME	1430	B01	6	50%					6	50%
<b>CSME</b>	<b>1430 Total</b>		6	50%					6	50%
CSME	1431	B01	6	67%					6	67%
<b>CSME</b>	<b>1431 Total</b>		6	67%					6	67%
CSME	1434	C01					2	100%	2	100%
<b>CSME</b>	<b>1434 Total</b>						2	100%	2	100%
CSME	1441	C01					6	83%	6	83%
<b>CSME</b>	<b>1441 Total</b>						6	83%	6	83%
CSME	1443	B01	25	64%					25	64%
CSME	1443	C02					5	40%	5	40%
<b>CSME</b>	<b>1443 Total</b>		25	64%			5	40%	30	60%
CSME	1447	B01	10	90%					10	90%
<b>CSME</b>	<b>1447 Total</b>		10	90%					10	90%
CSME	1451	C01					14	86%	14	86%

Grayson College  
Fall 2018 Successful Course Completion Rate Data by Course and Section

Subject	Course Number	Section Number	First Half Term Total Enrolled	First Half Term Success Rate	Full Term Total Enrolled	Full Term Success Rate	Second Half Term Total Enrolled	Second Half Term Success Rate	Semester Total Enrolled	Semester Overall Success Rate
<b>CSME</b>	<b>1451 Total</b>						<b>14</b>	 <b>86%</b>	<b>14</b>	 <b>86%</b>
CSME	1453	B01	9	 89%					9	 89%
<b>CSME</b>	<b>1453 Total</b>		<b>9</b>	 <b>89%</b>					<b>9</b>	 <b>89%</b>
CSME	1521	C01					5	 80%	5	 80%
<b>CSME</b>	<b>1521 Total</b>						<b>5</b>	 <b>80%</b>	<b>5</b>	 <b>80%</b>
CSME	1535	B01	3	 67%					3	 67%
<b>CSME</b>	<b>1535 Total</b>		<b>3</b>	 <b>67%</b>					<b>3</b>	 <b>67%</b>
CSME	1545	B01	7	 100%					7	 100%
<b>CSME</b>	<b>1545 Total</b>		<b>7</b>	 <b>100%</b>					<b>7</b>	 <b>100%</b>
CSME	1547	B01	6	 50%					6	 50%
<b>CSME</b>	<b>1547 Total</b>		<b>6</b>	 <b>50%</b>					<b>6</b>	 <b>50%</b>
CSME	2343	C01					5	 80%	5	 80%
<b>CSME</b>	<b>2343 Total</b>						<b>5</b>	 <b>80%</b>	<b>5</b>	 <b>80%</b>
CSME	2401	B01	8	 88%					8	 88%
<b>CSME</b>	<b>2401 Total</b>		<b>8</b>	 <b>88%</b>					<b>8</b>	 <b>88%</b>
CSME	2414	C01					0		0	
<b>CSME</b>	<b>2414 Total</b>						<b>0</b>		<b>0</b>	
CSME	2431	C01					7	 100%	7	 100%
<b>CSME</b>	<b>2431 Total</b>						<b>7</b>	 <b>100%</b>	<b>7</b>	 <b>100%</b>
CSME	2439	B01	9	 100%					9	 100%
<b>CSME</b>	<b>2439 Total</b>		<b>9</b>	 <b>100%</b>					<b>9</b>	 <b>100%</b>
CSME	2441	C01					7	 100%	7	 100%
<b>CSME</b>	<b>2441 Total</b>						<b>7</b>	 <b>100%</b>	<b>7</b>	 <b>100%</b>
DFTG	1309	A01HY			14	 64%			14	 64%
DFTG	1309	C01HY					7	 86%	7	 86%
<b>DFTG</b>	<b>1309 Total</b>				<b>14</b>	 <b>64%</b>	<b>7</b>	 <b>86%</b>	<b>21</b>	 <b>71%</b>
DFTG	1317	C01HY					11	 73%	11	 73%
<b>DFTG</b>	<b>1317 Total</b>						<b>11</b>	 <b>73%</b>	<b>11</b>	 <b>73%</b>
DFTG	1325	A01			13	 62%			13	 62%
DFTG	1325	A01HY			15	 80%			15	 80%

Grayson College  
Fall 2018 Successful Course Completion Rate Data by Course and Section

Subject	Course Number	Section Num	First Half Term Total Enrolled	First Half Term Success Rate	Full Term Total Enrolled	Full Term Success Rate	Second Half Term Total Enrolled	Second Half Term Success Rate	Semester Total Enrolled	Semester Overall Success Rate
<b>DFTG</b>	<b>1325 Total</b>				28	71%			28	71%
DFTG	1405	B01HY	8	75%					8	75%
<b>DFTG</b>	<b>1405 Total</b>		8	75%					8	75%
DFTG	1445	C01HY					6	100%	6	100%
<b>DFTG</b>	<b>1445 Total</b>						6	100%	6	100%
DFTG	2402	B01HY	6	100%					6	100%
<b>DFTG</b>	<b>2402 Total</b>		6	100%					6	100%
DFTG	2417	B01HY	7	100%					7	100%
<b>DFTG</b>	<b>2417 Total</b>		7	100%					7	100%
DFTG	2438	A01HY			2	100%			2	100%
<b>DFTG</b>	<b>2438 Total</b>				2	100%			2	100%
DNTA	1202	A01			19	95%			19	95%
<b>DNTA</b>	<b>1202 Total</b>				19	95%			19	95%
DNTA	1245	A01			19	95%			19	95%
<b>DNTA</b>	<b>1245 Total</b>				19	95%			19	95%
DNTA	1301	A01			19	95%			19	95%
<b>DNTA</b>	<b>1301 Total</b>				19	95%			19	95%
DNTA	1305	A01			19	95%			19	95%
<b>DNTA</b>	<b>1305 Total</b>				19	95%			19	95%
DNTA	1311	A01			19	95%			19	95%
<b>DNTA</b>	<b>1311 Total</b>				19	95%			19	95%
DNTA	1315	A01			19	95%			19	95%
<b>DNTA</b>	<b>1315 Total</b>				19	95%			19	95%
DRAM	1120	A01			8	88%			8	88%
<b>DRAM</b>	<b>1120 Total</b>				8	88%			8	88%
DRAM	1121	A01			7	100%			7	100%
<b>DRAM</b>	<b>1121 Total</b>				7	100%			7	100%
DRAM	1310	B01HY	11	91%					11	91%
DRAM	1310	B01NT	23	91%					23	91%
DRAM	1310	C01HY					16	81%	16	81%

Grayson College  
Fall 2018 Successful Course Completion Rate Data by Course and Section

Subject	Course Number	Section Number	First Half Term Total Enrolled	First Half Term Success Rate	Full Term Total Enrolled	Full Term Success Rate	Second Half Term Total Enrolled	Second Half Term Success Rate	Semester Total Enrolled	Semester Overall Success Rate
DRAM	1310	C01NT					31	74%	31	74%
<b>DRAM</b>	<b>1310 Total</b>		<b>34</b>	<b>91%</b>			<b>47</b>	<b>77%</b>	<b>81</b>	<b>83%</b>
DRAM	1330	A01			5	100%			5	100%
<b>DRAM</b>	<b>1330 Total</b>				<b>5</b>	<b>100%</b>			<b>5</b>	<b>100%</b>
DRAM	1341	A01			3	100%			3	100%
<b>DRAM</b>	<b>1341 Total</b>				<b>3</b>	<b>100%</b>			<b>3</b>	<b>100%</b>
DRAM	1351	A01			7	86%			7	86%
<b>DRAM</b>	<b>1351 Total</b>				<b>7</b>	<b>86%</b>			<b>7</b>	<b>86%</b>
DRAM	2120	A01			2	100%			2	100%
<b>DRAM</b>	<b>2120 Total</b>				<b>2</b>	<b>100%</b>			<b>2</b>	<b>100%</b>
DRAM	2121	A01			2	100%			2	100%
<b>DRAM</b>	<b>2121 Total</b>				<b>2</b>	<b>100%</b>			<b>2</b>	<b>100%</b>
DRAM	2366	C01NT					5	60%	5	60%
<b>DRAM</b>	<b>2366 Total</b>						<b>5</b>	<b>60%</b>	<b>5</b>	<b>60%</b>
ECON	2301	A38			47	98%			47	98%
ECON	2301	A40			35	97%			35	97%
ECON	2301	A42			18	100%			18	100%
ECON	2301	A48			15	93%			15	93%
ECON	2301	A52			14	100%			14	100%
ECON	2301	A53NT			52	77%			52	77%
ECON	2301	B01NT	46	67%					46	67%
ECON	2301	C01NT					26	69%	26	69%
ECON	2301	C02HY					10	80%	10	80%
<b>ECON</b>	<b>2301 Total</b>		<b>46</b>	<b>67%</b>	<b>181</b>	<b>92%</b>	<b>36</b>	<b>72%</b>	<b>263</b>	<b>85%</b>
ECON	2302	B01NT	22	77%					22	77%
ECON	2302	C01NT					38	68%	38	68%
<b>ECON</b>	<b>2302 Total</b>		<b>22</b>	<b>77%</b>			<b>38</b>	<b>68%</b>	<b>60</b>	<b>72%</b>
EDUC	1300	A46			30	87%			30	87%
EDUC	1300	B01HY	17	76%					17	76%
EDUC	1300	B01NT	14	79%					14	79%



Grayson College  
Fall 2018 Successful Course Completion Rate Data by Course and Section

Subject	Course Number	Section Num	First Half Term Total Enrolled	First Half Term Success Rate	Full Term Total Enrolled	Full Term Success Rate	Second Half Term Total Enrolled	Second Half Term Success Rate	Semester Total Enrolled	Semester Overall Success Rate
EDUC	1300	B02HY	11	91%					11	91%
EDUC	1300	B02NT	11	64%					11	64%
EDUC	1300	C01NT					20	65%	20	65%
EDUC	1300	C02NT					13	77%	13	77%
<b>EDUC</b>	<b>1300 Total</b>		<b>53</b>	<b>77%</b>	<b>30</b>	<b>87%</b>	<b>33</b>	<b>70%</b>	<b>116</b>	<b>78%</b>
EDUC	1301	B01HY	15	73%					15	73%
EDUC	1301	B01NT	14	79%					14	79%
EDUC	1301	B02NT	16	88%					16	88%
<b>EDUC</b>	<b>1301 Total</b>		<b>45</b>	<b>80%</b>			<b>0</b>		<b>45</b>	<b>80%</b>
EDUC	2301	C01HY					13	69%	13	69%
EDUC	2301	C01NT					20	75%	20	75%
EDUC	2301	C02NT					13	85%	13	85%
<b>EDUC</b>	<b>2301 Total</b>						<b>46</b>	<b>76%</b>	<b>46</b>	<b>76%</b>
ELPT	1221	A01			11	82%			11	82%
<b>ELPT</b>	<b>1221 Total</b>				<b>11</b>	<b>82%</b>			<b>11</b>	<b>82%</b>
ELPT	1311	A02			10	90%			10	90%
ELPT	1311	A03			23	96%			23	96%
<b>ELPT</b>	<b>1311 Total</b>				<b>33</b>	<b>94%</b>			<b>33</b>	<b>94%</b>
ELPT	1325	A01NT			6	100%			6	100%
<b>ELPT</b>	<b>1325 Total</b>				<b>6</b>	<b>100%</b>			<b>6</b>	<b>100%</b>
ELPT	1345	A01			8	88%			8	88%
<b>ELPT</b>	<b>1345 Total</b>				<b>8</b>	<b>88%</b>			<b>8</b>	<b>88%</b>
ELPT	1441	A01			1	0%			1	0%
<b>ELPT</b>	<b>1441 Total</b>				<b>1</b>	<b>0%</b>			<b>1</b>	<b>0%</b>
ELPT	2165	A01NT			5	100%			5	100%
<b>ELPT</b>	<b>2165 Total</b>				<b>5</b>	<b>100%</b>			<b>5</b>	<b>100%</b>
ELPT	2305	A01			5	100%			5	100%
<b>ELPT</b>	<b>2305 Total</b>				<b>5</b>	<b>100%</b>			<b>5</b>	<b>100%</b>
EMSP	1161	D01					56	98%	56	98%
<b>EMSP</b>	<b>1161 Total</b>						<b>56</b>	<b>98%</b>	<b>56</b>	<b>98%</b>

Grayson College  
Fall 2018 Successful Course Completion Rate Data by Course and Section

Subject	Course Number	Section Number	First Half Term Total Enrolled	First Half Term Success Rate	Full Term Total Enrolled	Full Term Success Rate	Second Half Term Total Enrolled	Second Half Term Success Rate	Semester Total Enrolled	Semester Overall Success Rate
EMSP	1338	B01	59	100%					59	100%
<b>EMSP</b>	<b>1338 Total</b>		<b>59</b>	<b> 100%</b>					<b>59</b>	<b> 100%</b>
EMSP	1356	C01					59	93%	59	93%
<b>EMSP</b>	<b>1356 Total</b>						<b>59</b>	<b> 93%</b>	<b>59</b>	<b> 93%</b>
EMSP	1460	C01					14	100%	14	100%
EMSP	1460	C02					11	100%	11	100%
<b>EMSP</b>	<b>1460 Total</b>						<b>25</b>	<b> 100%</b>	<b>25</b>	<b> 100%</b>
EMSP	1501	B01	21	67%					21	67%
EMSP	1501	B02	14	86%					14	86%
<b>EMSP</b>	<b>1501 Total</b>		<b>35</b>	<b> 74%</b>					<b>35</b>	<b> 74%</b>
EMSP	2137	B01	29	100%					29	100%
EMSP	2137	C01					31	94%	31	94%
<b>EMSP</b>	<b>2137 Total</b>		<b>29</b>	<b> 100%</b>	<b>0</b>		<b>31</b>	<b> 94%</b>	<b>60</b>	<b> 97%</b>
EMSP	2206	B01	59	100%					59	100%
EMSP	2206	B04	0						0	
<b>EMSP</b>	<b>2206 Total</b>		<b>59</b>	<b> 100%</b>					<b>59</b>	<b> 100%</b>
EMSP	2305	B01NT	21	76%					21	76%
EMSP	2305	B02NT	14	79%					14	79%
<b>EMSP</b>	<b>2305 Total</b>		<b>35</b>	<b> 77%</b>					<b>35</b>	<b> 77%</b>
EMSP	2434	C01					59	97%	59	97%
<b>EMSP</b>	<b>2434 Total</b>		<b>0</b>				<b>59</b>	<b> 97%</b>	<b>59</b>	<b> 97%</b>
ENGL	1301	A01			17	59%			17	59%
ENGL	1301	A02			17	53%			17	53%
ENGL	1301	A03			16	69%			16	69%
ENGL	1301	A04			18	33%			18	33%
ENGL	1301	A05			16	69%			16	69%
ENGL	1301	A06			18	44%			18	44%
ENGL	1301	A30			28	93%			28	93%
ENGL	1301	A31NT			19	74%			19	74%
ENGL	1301	A33HY			25	80%			25	80%

**Grayson College**  
**Fall 2018 Successful Course Completion Rate Data by Course and Section**

Subject	Course Number	Section Num	First Half Term Total Enrolled	First Half Term Success Rate	Full Term Total Enrolled	Full Term Success Rate	Second Half Term Total Enrolled	Second Half Term Success Rate	Semester Total Enrolled	Semester Overall Success Rate
ENGL	1301	A34HY			24	88%			24	88%
ENGL	1301	A35NT			10	80%			10	80%
ENGL	1301	A36			15	93%			15	93%
ENGL	1301	A38			46	89%			46	89%
ENGL	1301	A39			33	82%			33	82%
ENGL	1301	A40			32	97%			32	97%
ENGL	1301	A42			17	94%			17	94%
ENGL	1301	A43NT			14	100%			14	100%
ENGL	1301	A44NT			54	83%			54	83%
ENGL	1301	A46			14	93%			14	93%
ENGL	1301	A47			14	100%			14	100%
ENGL	1301	A48			15	100%			15	100%
ENGL	1301	A49			6	100%			6	100%
ENGL	1301	A50			15	87%			15	87%
ENGL	1301	A52			26	85%			26	85%
ENGL	1301	A53NT			15	93%			15	93%
ENGL	1301	A55			18	67%			18	67%
ENGL	1301	A57NT			14	100%			14	100%
ENGL	1301	A60			9	67%			9	67%
ENGL	1301	A61			11	45%			11	45%
ENGL	1301	A62			8	50%			8	50%
ENGL	1301	A63			8	13%			8	13%
ENGL	1301	A64			3	33%			3	33%
ENGL	1301	A65			1	0%			1	0%
ENGL	1301	B01HY	18	61%					18	61%
ENGL	1301	B01NT	22	82%					22	82%
ENGL	1301	B02HY	25	56%					25	56%
ENGL	1301	B02NT	22	64%					22	64%
ENGL	1301	B03HY	25	80%					25	80%
ENGL	1301	B03NT	25	68%					25	68%

Grayson College  
Fall 2018 Successful Course Completion Rate Data by Course and Section

Subject	Course Number	Section Number	First Half Term Total Enrolled	First Half Term Success Rate	Full Term Total Enrolled	Full Term Success Rate	Second Half Term Total Enrolled	Second Half Term Success Rate	Semester Total Enrolled	Semester Overall Success Rate
ENGL	1301	B04HY	28	89%					28	89%
ENGL	1301	B04NT	21	43%					21	43%
ENGL	1301	B05HY	20	65%					20	65%
ENGL	1301	B06HY	17	65%					17	65%
ENGL	1301	B07HY	6	100%					6	100%
ENGL	1301	B08HY	8	88%					8	88%
ENGL	1301	C01HY					24	75%	24	75%
ENGL	1301	C01NT					22	32%	22	32%
ENGL	1301	C02NT					13	8%	13	8%
ENGL	1301	C04NT					9	44%	9	44%
ENGL	1301	C09HY					8	75%	8	75%
<b>ENGL</b>	<b>1301 Total</b>		<b>237</b>	<b>70%</b>	<b>596</b>	<b>79%</b>	<b>76</b>	<b>47%</b>	<b>909</b>	<b>74%</b>
ENGL	1302	A01NT			21	76%			21	76%
ENGL	1302	B01HY	17	65%					17	65%
ENGL	1302	B01NT	19	79%					19	79%
ENGL	1302	B02HY	13	92%					13	92%
ENGL	1302	C01NT					27	85%	27	85%
ENGL	1302	C02HY					7	0%	7	0%
ENGL	1302	C02NT					24	42%	24	42%
ENGL	1302	C03HY					18	89%	18	89%
ENGL	1302	C03NT					17	65%	17	65%
ENGL	1302	C04HY					10	70%	10	70%
ENGL	1302	C05HY					4	100%	4	100%
ENGL	1302	C07HY					3	0%	3	0%
<b>ENGL</b>	<b>1302 Total</b>		<b>49</b>	<b>78%</b>	<b>21</b>	<b>76%</b>	<b>110</b>	<b>65%</b>	<b>180</b>	<b>69%</b>
ENGL	2311	B01NT	16	63%					16	63%
ENGL	2311	C01NT					13	46%	13	46%
<b>ENGL</b>	<b>2311 Total</b>		<b>16</b>	<b>63%</b>			<b>13</b>	<b>46%</b>	<b>29</b>	<b>55%</b>
ENGL	2327	B01NT	28	93%					28	93%
<b>ENGL</b>	<b>2327 Total</b>		<b>28</b>	<b>93%</b>					<b>28</b>	<b>93%</b>

Grayson College  
Fall 2018 Successful Course Completion Rate Data by Course and Section

Subject	Course Number	Section Number	First Half Term Total Enrolled	First Half Term Success Rate	Full Term Total Enrolled	Full Term Success Rate	Second Half Term Total Enrolled	Second Half Term Success Rate	Semester Total Enrolled	Semester Overall Success Rate
ENGL	2328	C01NT					9	56%	9	56%
<b>ENGL</b>	<b>2328 Total</b>						<b>9</b>	<b> 56%</b>	<b>9</b>	<b> 56%</b>
ENGL	2332	C01NT					16	75%	16	75%
<b>ENGL</b>	<b>2332 Total</b>						<b>16</b>	<b> 75%</b>	<b>16</b>	<b> 75%</b>
ENGR	1201	C01					12	100%	12	100%
<b>ENGR</b>	<b>1201 Total</b>						<b>12</b>	<b> 100%</b>	<b>12</b>	<b> 100%</b>
ENGR	2301	B01	2	100%					2	100%
<b>ENGR</b>	<b>2301 Total</b>		<b>2</b>	<b> 100%</b>					<b>2</b>	<b> 100%</b>
FDST	1323	A01HY			11	100%			11	100%
<b>FDST</b>	<b>1323 Total</b>				<b>11</b>	<b> 100%</b>			<b>11</b>	<b> 100%</b>
FDST	1370	A01HY			12	100%			12	100%
<b>FDST</b>	<b>1370 Total</b>				<b>12</b>	<b> 100%</b>			<b>12</b>	<b> 100%</b>
FDST	2286	A01			5	100%			5	100%
<b>FDST</b>	<b>2286 Total</b>				<b>5</b>	<b> 100%</b>			<b>5</b>	<b> 100%</b>
FDST	2319	A01HY			14	100%			14	100%
<b>FDST</b>	<b>2319 Total</b>				<b>14</b>	<b> 100%</b>			<b>14</b>	<b> 100%</b>
FDST	2371	A01HY			12	100%			12	100%
FDST	2371	C01HY					1	100%	1	100%
<b>FDST</b>	<b>2371 Total</b>				<b>12</b>	<b> 100%</b>	<b>1</b>	<b> 100%</b>	<b>13</b>	<b> 100%</b>
FDST	2433	A01HY			19	100%			19	100%
FDST	2433	C01HY					1	100%	1	100%
<b>FDST</b>	<b>2433 Total</b>				<b>19</b>	<b> 100%</b>	<b>1</b>	<b> 100%</b>	<b>20</b>	<b> 100%</b>
GEOG	1302	B01NT	4	75%					4	75%
<b>GEOG</b>	<b>1302 Total</b>		<b>4</b>	<b> 75%</b>					<b>4</b>	<b> 75%</b>
GEOG	1303	C01NT					12	83%	12	83%
<b>GEOG</b>	<b>1303 Total</b>						<b>12</b>	<b> 83%</b>	<b>12</b>	<b> 83%</b>
GEOL	1101	A01			15	60%			15	60%
GEOL	1101	A01NT			35	69%			35	69%
GEOL	1101	B01HY	16	88%					16	88%
GEOL	1101	B01NT	30	87%					30	87%

Grayson College  
Fall 2018 Successful Course Completion Rate Data by Course and Section

Subject	Course Number	Section Number	First Half Term Total Enrolled	First Half Term Success Rate	Full Term Total Enrolled	Full Term Success Rate	Second Half Term Total Enrolled	Second Half Term Success Rate	Semester Total Enrolled	Semester Overall Success Rate
GEOL	1101	C01HY					18	72%	18	72%
GEOL	1101	C01NT					28	71%	28	71%
<b>GEOL</b>	<b>1101 Total</b>		<b>46</b>	<b>87%</b>	<b>50</b>	<b>66%</b>	<b>46</b>	<b>72%</b>	<b>142</b>	<b>75%</b>
GEOL	1103	A01			5	80%			5	80%
GEOL	1103	C01HY					14	43%	14	43%
<b>GEOL</b>	<b>1103 Total</b>				<b>5</b>	<b>80%</b>	<b>14</b>	<b>43%</b>	<b>19</b>	<b>53%</b>
GEOL	1105	B01HY	0						0	
<b>GEOL</b>	<b>1105 Total</b>		<b>0</b>						<b>0</b>	
GEOL	1301	A01			15	60%			15	60%
GEOL	1301	A01NT			35	69%			35	69%
GEOL	1301	B01HY	16	88%					16	88%
GEOL	1301	B01NT	30	87%					30	87%
GEOL	1301	C01HY					18	72%	18	72%
GEOL	1301	C01NT					28	71%	28	71%
<b>GEOL</b>	<b>1301 Total</b>		<b>46</b>	<b>87%</b>	<b>50</b>	<b>66%</b>	<b>46</b>	<b>72%</b>	<b>142</b>	<b>75%</b>
GEOL	1303	A01			5	80%			5	80%
GEOL	1303	C01HY					14	43%	14	43%
<b>GEOL</b>	<b>1303 Total</b>				<b>5</b>	<b>80%</b>	<b>14</b>	<b>43%</b>	<b>19</b>	<b>53%</b>
GEOL	1305	B01HY	0						0	
<b>GEOL</b>	<b>1305 Total</b>		<b>0</b>						<b>0</b>	
GOVT	2305	A33			18	78%			18	78%
GOVT	2305	A36			42	90%			42	90%
GOVT	2305	A39			38	100%			38	100%
GOVT	2305	A47			14	100%			14	100%
GOVT	2305	A49			25	100%			25	100%
GOVT	2305	A53NT			49	92%			49	92%
GOVT	2305	A54NT			51	86%			51	86%
GOVT	2305	B01HY	17	59%					17	59%
GOVT	2305	B01NT	34	85%					34	85%
GOVT	2305	B02HY	30	80%					30	80%

Grayson College  
Fall 2018 Successful Course Completion Rate Data by Course and Section

Subject	Course Number	Section Num	First Half Term Total Enrolled	First Half Term Success Rate	Full Term Total Enrolled	Full Term Success Rate	Second Half Term Total Enrolled	Second Half Term Success Rate	Semester Total Enrolled	Semester Overall Success Rate
GOVT	2305	B02NT	35	60%					35	60%
GOVT	2305	C01HY					21	67%	21	67%
GOVT	2305	C01NT					37	76%	37	76%
GOVT	2305	C02HY					24	54%	24	54%
GOVT	2305	C02NT					33	88%	33	88%
GOVT	2305	D01NT					16	94%	16	94%
<b>GOVT</b>	<b>2305 Total</b>		<b>116</b>	<b>72%</b>	<b>237</b>	<b>92%</b>	<b>131</b>	<b>76%</b>	<b>484</b>	<b>83%</b>
GOVT	2306	A52			13	100%			13	100%
GOVT	2306	B01HY	22	77%					22	77%
GOVT	2306	B01NT	55	65%					55	65%
GOVT	2306	B02HY	18	89%					18	89%
GOVT	2306	B02NT	13	85%					13	85%
GOVT	2306	C01HY					22	82%	22	82%
GOVT	2306	C01NT					58	78%	58	78%
GOVT	2306	C02HY					29	72%	29	72%
GOVT	2306	C02NT					53	92%	53	92%
GOVT	2306	D01NT					21	67%	21	67%
<b>GOVT</b>	<b>2306 Total</b>		<b>108</b>	<b>74%</b>	<b>13</b>	<b>100%</b>	<b>183</b>	<b>80%</b>	<b>304</b>	<b>79%</b>
HAMG	1221	C01					21	76%	21	76%
HAMG	1221	C02					0		0	
<b>HAMG</b>	<b>1221 Total</b>						<b>21</b>	<b>76%</b>	<b>21</b>	<b>76%</b>
HAMG	1319	B01HY	16	88%					16	88%
<b>HAMG</b>	<b>1319 Total</b>		<b>16</b>	<b>88%</b>					<b>16</b>	<b>88%</b>
HAMG	1324	C01					13	92%	13	92%
<b>HAMG</b>	<b>1324 Total</b>						<b>13</b>	<b>92%</b>	<b>13</b>	<b>92%</b>
HAMG	1340	C01					22	86%	22	86%
<b>HAMG</b>	<b>1340 Total</b>						<b>22</b>	<b>86%</b>	<b>22</b>	<b>86%</b>
HAMG	2167	A01			4	100%			4	100%
<b>HAMG</b>	<b>2167 Total</b>				<b>4</b>	<b>100%</b>			<b>4</b>	<b>100%</b>
HAMG	2301	B01	15	73%					15	73%

Grayson College  
Fall 2018 Successful Course Completion Rate Data by Course and Section

Subject	Course Number	Section Num	First Half Term Total Enrolled	First Half Term Success Rate	Full Term Total Enrolled	Full Term Success Rate	Second Half Term Total Enrolled	Second Half Term Success Rate	Semester Total Enrolled	Semester Overall Success Rate
<b>HAMG</b>	<b>2301 Total</b>		15	73%					15	73%
HAMG	2305	B01NT	7	100%					7	100%
<b>HAMG</b>	<b>2305 Total</b>		7	100%					7	100%
HAMG	2332	C01					7	86%	7	86%
<b>HAMG</b>	<b>2332 Total</b>						7	86%	7	86%
HART	1401	A01			8	63%			8	63%
HART	1401	A02			11	36%			11	36%
<b>HART</b>	<b>1401 Total</b>		0		19	47%			19	47%
HART	1407	A01			1	100%			1	100%
HART	1407	A02			5	40%			5	40%
HART	1407	A03			10	70%			10	70%
HART	1407	A04			0				0	
HART	1407	C01					1	100%	1	100%
<b>HART</b>	<b>1407 Total</b>				16	63%	1	100%	17	65%
HART	1441	A01			22	91%			22	91%
<b>HART</b>	<b>1441 Total</b>				22	91%			22	91%
HART	1445	A01			0				0	
<b>HART</b>	<b>1445 Total</b>				0				0	
HART	2436	A01			13	100%			13	100%
<b>HART</b>	<b>2436 Total</b>				13	100%			13	100%
HART	2442	A01			0				0	
<b>HART</b>	<b>2442 Total</b>				0				0	
HART	2445	A01			24	100%			24	100%
<b>HART</b>	<b>2445 Total</b>				24	100%			24	100%
HART	2449	A01			12	100%			12	100%
<b>HART</b>	<b>2449 Total</b>				12	100%			12	100%
HIST	1301	A01			13	85%			13	85%
HIST	1301	A30			25	84%			25	84%
HIST	1301	A36			38	87%			38	87%
HIST	1301	A38			0				0	



**Grayson College**  
**Fall 2018 Successful Course Completion Rate Data by Course and Section**

Subject	Course Number	Section Number	First Half Term Total Enrolled	First Half Term Success Rate	Full Term Total Enrolled	Full Term Success Rate	Second Half Term Total Enrolled	Second Half Term Success Rate	Semester Total Enrolled	Semester Overall Success Rate
HIST	1301	A39			25	100%			25	100%
HIST	1301	A40			47	77%			47	77%
HIST	1301	A42			20	95%			20	95%
HIST	1301	A46			27	85%			27	85%
HIST	1301	A47			0				0	
HIST	1301	A48			13	100%			13	100%
HIST	1301	A49			28	89%			28	89%
HIST	1301	A50			31	94%			31	94%
HIST	1301	A52			26	69%			26	69%
HIST	1301	A53NT			54	96%			54	96%
HIST	1301	B01HY	26	85%					26	85%
HIST	1301	B01NT	51	82%					51	82%
HIST	1301	B02HY	43	72%					43	72%
HIST	1301	B02NT	62	79%					62	79%
HIST	1301	B03HY	41	59%					41	59%
HIST	1301	B03NT	0						0	
HIST	1301	B04HY	2	100%					2	100%
HIST	1301	B05HY	35	66%					35	66%
HIST	1301	C01HY					36	61%	36	61%
HIST	1301	C01NT					37	73%	37	73%
HIST	1301	C02HY					26	73%	26	73%
HIST	1301	C02NT					29	76%	29	76%
HIST	1301	C03NT					26	62%	26	62%
HIST	1301	D01NT					16	81%	16	81%
<b>HIST</b>	<b>1301 Total</b>		<b>260</b>	<b>74%</b>	<b>347</b>	<b>88%</b>	<b>170</b>	<b>70%</b>	<b>777</b>	<b>79%</b>
HIST	1302	B01HY	19	63%					19	63%
HIST	1302	B01NT	27	89%					27	89%
HIST	1302	B02HY	0						0	
HIST	1302	B02NT	49	73%					49	73%
HIST	1302	C01HY					16	75%	16	75%

Grayson College  
Fall 2018 Successful Course Completion Rate Data by Course and Section

Subject	Course Number	Section Number	First Half Term Total Enrolled	First Half Term Success Rate	Full Term Total Enrolled	Full Term Success Rate	Second Half Term Total Enrolled	Second Half Term Success Rate	Semester Total Enrolled	Semester Overall Success Rate
HIST	1302	C01NT					55	85%	55	85%
HIST	1302	C02HY					39	62%	39	62%
HIST	1302	C02NT					37	73%	37	73%
HIST	1302	C03HY					30	67%	30	67%
HIST	1302	C03NT					0		0	
HIST	1302	C04HY					4	75%	4	75%
HIST	1302	C05HY					29	90%	29	90%
HIST	1302	C06HY					10	90%	10	90%
HIST	1302	D01NT					26	77%	26	77%
<b>HIST</b>	<b>1302 Total</b>		<b>95</b>	<b>76%</b>			<b>246</b>	<b>76%</b>	<b>341</b>	<b>76%</b>
HIST	2321	C01HY					13	77%	13	77%
HIST	2321	C02HY					5	100%	5	100%
<b>HIST</b>	<b>2321 Total</b>						<b>18</b>	<b>83%</b>	<b>18</b>	<b>83%</b>
HITT	1305	C01NT					18	94%	18	94%
<b>HITT</b>	<b>1305 Total</b>						<b>18</b>	<b>94%</b>	<b>18</b>	<b>94%</b>
HPRS	1209	C01NT					5	80%	5	80%
<b>HPRS</b>	<b>1209 Total</b>						<b>5</b>	<b>80%</b>	<b>5</b>	<b>80%</b>
HPRS	1303	B01NT	7	86%					7	86%
HPRS	1303	C01NT					0		0	
<b>HPRS</b>	<b>1303 Total</b>		<b>7</b>	<b>86%</b>			<b>0</b>		<b>7</b>	<b>86%</b>
HPRS	2300	B01NT	13	77%					13	77%
HPRS	2300	C01NT					0		0	
<b>HPRS</b>	<b>2300 Total</b>		<b>13</b>	<b>77%</b>			<b>0</b>		<b>13</b>	<b>77%</b>
HPRS	2301	B01NT	4	75%					4	75%
HPRS	2301	C01NT					0		0	
<b>HPRS</b>	<b>2301 Total</b>		<b>4</b>	<b>75%</b>			<b>0</b>		<b>4</b>	<b>75%</b>
HPRS	2302	A01NT			6	83%			6	83%
HPRS	2302	B01NT	10	100%					10	100%
<b>HPRS</b>	<b>2302 Total</b>		<b>10</b>	<b>100%</b>	<b>6</b>	<b>83%</b>			<b>16</b>	<b>94%</b>
HPRS	2321	B01NT	5	80%					5	80%

Grayson College  
Fall 2018 Successful Course Completion Rate Data by Course and Section

Subject	Course Number	Section Number	First Half Term Total Enrolled	First Half Term Success Rate	Full Term Total Enrolled	Full Term Success Rate	Second Half Term Total Enrolled	Second Half Term Success Rate	Semester Total Enrolled	Semester Overall Success Rate
HPRS	2321	C01NT					0		0	
<b>HPRS</b>	<b>2321 Total</b>		5	80%			0		5	80%
HRPO	2301	B01NT	9	89%					9	89%
<b>HRPO</b>	<b>2301 Total</b>		9	89%					9	89%
HUMA	1301	B01HY	16	75%					16	75%
HUMA	1301	B01NT	66	91%					66	91%
HUMA	1301	B02HY	17	82%					17	82%
HUMA	1301	B02NT	32	94%					32	94%
HUMA	1301	C01HY					19	89%	19	89%
HUMA	1301	D01NT					40	88%	40	88%
<b>HUMA</b>	<b>1301 Total</b>		131	89%			59	88%	190	88%
IMED	1341	B01NT	8	88%					8	88%
<b>IMED</b>	<b>1341 Total</b>		8	88%					8	88%
IMED	2313	C01NT					2	100%	2	100%
<b>IMED</b>	<b>2313 Total</b>						2	100%	2	100%
INMT	2688	B01	1	100%					1	100%
<b>INMT</b>	<b>2688 Total</b>		1	100%					1	100%
INRW	0210	A60			13	46%			13	46%
INRW	0210	A61			13	31%			13	31%
INRW	0210	A62			20	35%			20	35%
<b>INRW</b>	<b>0210 Total</b>				46	37%			46	37%
INRW	0315	A01			14	79%			14	79%
INRW	0315	A02			12	75%			12	75%
INRW	0315	A03			14	57%			14	57%
INRW	0315	A04			13	77%			13	77%
INRW	0315	A05			14	64%			14	64%
INRW	0315	A06			13	69%			13	69%
INRW	0315	A07			11	45%			11	45%
INRW	0315	C05					13	15%	13	15%
<b>INRW</b>	<b>0315 Total</b>				91	67%	13	15%	104	61%

Grayson College  
Fall 2018 Successful Course Completion Rate Data by Course and Section

Subject	Course Number	Section Number	First Half Term Total Enrolled	First Half Term Success Rate	Full Term Total Enrolled	Full Term Success Rate	Second Half Term Total Enrolled	Second Half Term Success Rate	Semester Total Enrolled	Semester Overall Success Rate
INRW	0325	A01			3	33%			3	33%
INRW	0325	A02			5	80%			5	80%
INRW	0325	A03			8	38%			8	38%
INRW	0325	A04			5	40%			5	40%
INRW	0325	A05			2	50%			2	50%
INRW	0325	A06			2	100%			2	100%
INRW	0325	A07			5	40%			5	40%
INRW	0325	C05					8	13%	8	13%
<b>INRW</b>	<b>0325 Total</b>				<b>30</b>	<b>50%</b>	<b>8</b>	<b>13%</b>	<b>38</b>	<b>42%</b>
INSR	1351	C01NT					0		0	
<b>INSR</b>	<b>1351 Total</b>						<b>0</b>		<b>0</b>	
ITNW	1325	A01			7	57%			7	57%
ITNW	1325	B01	5	80%					5	80%
<b>ITNW</b>	<b>1325 Total</b>		<b>5</b>	<b>80%</b>	<b>7</b>	<b>57%</b>			<b>12</b>	<b>67%</b>
ITNW	1351	A01NT			1	100%			1	100%
ITNW	1351	B01NT	13	85%					13	85%
<b>ITNW</b>	<b>1351 Total</b>		<b>13</b>	<b>85%</b>	<b>1</b>	<b>100%</b>			<b>14</b>	<b>86%</b>
ITNW	1354	C01					13	92%	13	92%
<b>ITNW</b>	<b>1354 Total</b>						<b>13</b>	<b>92%</b>	<b>13</b>	<b>92%</b>
ITNW	2305	A01			10	100%			10	100%
<b>ITNW</b>	<b>2305 Total</b>				<b>10</b>	<b>100%</b>			<b>10</b>	<b>100%</b>
ITNW	2355	C01					8	88%	8	88%
<b>ITNW</b>	<b>2355 Total</b>						<b>8</b>	<b>88%</b>	<b>8</b>	<b>88%</b>
ITSC	1309	B01HY	5	80%					5	80%
ITSC	1309	C01NT					14	64%	14	64%
<b>ITSC</b>	<b>1309 Total</b>		<b>5</b>	<b>80%</b>			<b>14</b>	<b>64%</b>	<b>19</b>	<b>68%</b>
ITSC	1316	A01			6	100%			6	100%
ITSC	1316	B01	11	100%					11	100%
<b>ITSC</b>	<b>1316 Total</b>		<b>11</b>	<b>100%</b>	<b>6</b>	<b>100%</b>			<b>17</b>	<b>100%</b>
ITSC	2325	C01					17	100%	17	100%

Grayson College  
Fall 2018 Successful Course Completion Rate Data by Course and Section

Subject	Course Number	Section Num	First Half Term Total Enrolled	First Half Term Success Rate	Full Term Total Enrolled	Full Term Success Rate	Second Half Term Total Enrolled	Second Half Term Success Rate	Semester Total Enrolled	Semester Overall Success Rate
ITSC	<b>2325 Total</b>						17	100%	17	100%
ITSC	2339	B01NT	6	100%					6	100%
ITSC	<b>2339 Total</b>		6	100%					6	100%
ITSW	1304	C01NT					16	81%	16	81%
ITSW	<b>1304 Total</b>						16	81%	16	81%
ITSY	1300	B01	10	100%					10	100%
ITSY	<b>1300 Total</b>		10	100%	0				10	100%
ITSY	2317	B01NT	7	100%					7	100%
ITSY	<b>2317 Total</b>		7	100%					7	100%
MATH	0120	A60			24	63%			24	63%
MATH	0120	A61			16	31%			16	31%
MATH	0120	A62			20	55%			20	55%
MATH	0120	A64			2	50%			2	50%
MATH	0120	A68			8	50%			8	50%
<b>MATH</b>	<b>0120 Total</b>				<b>70</b>	<b>51%</b>			<b>70</b>	<b>51%</b>
MATH	0240	A60			21	33%			21	33%
MATH	0240	A61			20	50%			20	50%
MATH	0240	A62			15	47%			15	47%
MATH	0240	A63			24	71%			24	71%
MATH	0240	A64			25	84%			25	84%
MATH	0240	A65			24	50%			24	50%
MATH	0240	A66			9	33%			9	33%
<b>MATH</b>	<b>0240 Total</b>				<b>138</b>	<b>56%</b>			<b>138</b>	<b>56%</b>
MATH	0420	A01			25	32%			25	32%
MATH	0420	A02			22	55%			22	55%
MATH	0420	A03			21	29%			21	29%
MATH	0420	A04			22	32%			22	32%
MATH	0420	A05			20	75%			20	75%
MATH	0420	A06			25	48%			25	48%
MATH	0420	A07			25	40%			25	40%

Grayson College  
Fall 2018 Successful Course Completion Rate Data by Course and Section

Subject	Course Number	Section Number	First Half Term Total Enrolled	First Half Term Success Rate	Full Term Total Enrolled	Full Term Success Rate	Second Half Term Total Enrolled	Second Half Term Success Rate	Semester Total Enrolled	Semester Overall Success Rate
MATH	0420	A08			23	35%			23	35%
MATH	0420	A10			20	45%			20	45%
MATH	0420	A11			14	50%			14	50%
MATH	0420	A12			7	71%			7	71%
<b>MATH</b>	<b>0420 Total</b>				<b>224</b>	<b>44%</b>			<b>224</b>	<b>44%</b>
MATH	1314	A01			8	50%			8	50%
MATH	1314	A33			19	79%			19	79%
MATH	1314	A34			14	71%			14	71%
MATH	1314	A38			30	80%			30	80%
MATH	1314	A39			18	78%			18	78%
MATH	1314	A48			13	100%			13	100%
MATH	1314	A49			25	84%			25	84%
MATH	1314	A51			26	100%			26	100%
MATH	1314	A53			18	67%			18	67%
MATH	1314	A53NT			106	79%			106	79%
MATH	1314	A60			21	33%			21	33%
MATH	1314	A61			21	52%			21	52%
MATH	1314	A62			15	47%			15	47%
MATH	1314	A63			24	71%			24	71%
MATH	1314	A64			25	84%			25	84%
MATH	1314	A65			24	50%			24	50%
MATH	1314	A66			9	33%			9	33%
MATH	1314	B01	17	82%					17	82%
MATH	1314	B01NT	24	25%					24	25%
MATH	1314	B02	12	67%					12	67%
MATH	1314	B04	32	63%					32	63%
MATH	1314	B05	20	85%					20	85%
MATH	1314	C01					19	58%	19	58%
MATH	1314	C01NT					18	28%	18	28%
MATH	1314	C02					28	82%	28	82%

Grayson College  
Fall 2018 Successful Course Completion Rate Data by Course and Section

Subject	Course Number	Section Number	First Half Term Total Enrolled	First Half Term Success Rate	Full Term Total Enrolled	Full Term Success Rate	Second Half Term Total Enrolled	Second Half Term Success Rate	Semester Total Enrolled	Semester Overall Success Rate
MATH	1314	C05					8	63%	8	63%
<b>MATH</b>	<b>1314 Total</b>		<b>105</b>	<b>62%</b>	<b>416</b>	<b>72%</b>	<b>73</b>	<b>60%</b>	<b>594</b>	<b>69%</b>
MATH	1316	C01NT					9	11%	9	11%
<b>MATH</b>	<b>1316 Total</b>						<b>9</b>	<b>11%</b>	<b>9</b>	<b>11%</b>
MATH	1324	B01	25	76%					25	76%
<b>MATH</b>	<b>1324 Total</b>		<b>25</b>	<b>76%</b>					<b>25</b>	<b>76%</b>
MATH	1325	C01					25	88%	25	88%
<b>MATH</b>	<b>1325 Total</b>						<b>25</b>	<b>88%</b>	<b>25</b>	<b>88%</b>
MATH	1332	A01HY			5	80%			5	80%
MATH	1332	A68			8	50%			8	50%
MATH	1332	B01	7	100%					7	100%
MATH	1332	C01					0		0	
MATH	1332	C01NT					19	37%	19	37%
<b>MATH</b>	<b>1332 Total</b>		<b>7</b>	<b>100%</b>	<b>13</b>	<b>62%</b>	<b>19</b>	<b>37%</b>	<b>39</b>	<b>56%</b>
MATH	1342	A01			27	78%			27	78%
MATH	1342	A01NT			34	62%			34	62%
MATH	1342	A03			22	64%			22	64%
MATH	1342	A04			15	73%			15	73%
MATH	1342	A05			2	100%			2	100%
MATH	1342	A53NT			7	43%			7	43%
MATH	1342	A60			24	63%			24	63%
MATH	1342	A61			16	31%			16	31%
MATH	1342	A62			20	55%			20	55%
MATH	1342	A64			2	50%			2	50%
MATH	1342	C01NT					24	50%	24	50%
<b>MATH</b>	<b>1342 Total</b>				<b>169</b>	<b>62%</b>	<b>24</b>	<b>50%</b>	<b>193</b>	<b>60%</b>
MATH	1350	B01NT	19	58%					19	58%
<b>MATH</b>	<b>1350 Total</b>		<b>19</b>	<b>58%</b>					<b>19</b>	<b>58%</b>
MATH	1351	C01NT					9	67%	9	67%
<b>MATH</b>	<b>1351 Total</b>						<b>9</b>	<b>67%</b>	<b>9</b>	<b>67%</b>

Grayson College  
Fall 2018 Successful Course Completion Rate Data by Course and Section

Subject	Course Number	Section Num	First Half Term Total Enrolled	First Half Term Success Rate	Full Term Total Enrolled	Full Term Success Rate	Second Half Term Total Enrolled	Second Half Term Success Rate	Semester Total Enrolled	Semester Overall Success Rate
MATH	2312	A01			31	71%			31	71%
MATH	2312	A02			17	65%			17	65%
<b>MATH</b>	<b>2312 Total</b>				<b>48</b>	<b>69%</b>			<b>48</b>	<b>69%</b>
MATH	2318	C02					2	50%	2	50%
<b>MATH</b>	<b>2318 Total</b>						<b>2</b>	<b>50%</b>	<b>2</b>	<b>50%</b>
MATH	2413	A01			23	35%			23	35%
MATH	2413	A02			5	60%			5	60%
MATH	2413	A51			7				7	
<b>MATH</b>	<b>2413 Total</b>				<b>35</b>	<b>39%</b>			<b>35</b>	<b>39%</b>
MATH	2414	A01			17	94%			17	94%
<b>MATH</b>	<b>2414 Total</b>				<b>17</b>	<b>94%</b>			<b>17</b>	<b>94%</b>
MATH	2415	A01			8	100%			8	100%
<b>MATH</b>	<b>2415 Total</b>				<b>8</b>	<b>100%</b>			<b>8</b>	<b>100%</b>
MCHN	1302	A01			5	100%			5	100%
MCHN	1302	A02			0				0	
<b>MCHN</b>	<b>1302 Total</b>				<b>5</b>	<b>100%</b>			<b>5</b>	<b>100%</b>
MCHN	1320	A01			7	100%			7	100%
MCHN	1320	A02			0				0	
<b>MCHN</b>	<b>1320 Total</b>				<b>7</b>	<b>100%</b>			<b>7</b>	<b>100%</b>
MCHN	1438	A01			19	89%			19	89%
MCHN	1438	A02			7	57%			7	57%
<b>MCHN</b>	<b>1438 Total</b>				<b>26</b>	<b>81%</b>			<b>26</b>	<b>81%</b>
MCHN	1454	A01			3	0%			3	0%
<b>MCHN</b>	<b>1454 Total</b>				<b>3</b>	<b>0%</b>			<b>3</b>	<b>0%</b>
MLAB	1201	A01HY			21	86%			21	86%
<b>MLAB</b>	<b>1201 Total</b>				<b>21</b>	<b>86%</b>			<b>21</b>	<b>86%</b>
MLAB	1291	A01			16	75%			16	75%
<b>MLAB</b>	<b>1291 Total</b>				<b>16</b>	<b>75%</b>			<b>16</b>	<b>75%</b>
MLAB	1335	A01			27	85%			27	85%
<b>MLAB</b>	<b>1335 Total</b>				<b>27</b>	<b>85%</b>			<b>27</b>	<b>85%</b>



Grayson College  
Fall 2018 Successful Course Completion Rate Data by Course and Section

Subject	Course Number	Section Number	First Half Term Total Enrolled	First Half Term Success Rate	Full Term Total Enrolled	Full Term Success Rate	Second Half Term Total Enrolled	Second Half Term Success Rate	Semester Total Enrolled	Semester Overall Success Rate
MLAB	2238	A01HY			16	38%			16	38%
<b>MLAB</b>	<b>2238 Total</b>				<b>16</b>	<b>38%</b>			<b>16</b>	<b>38%</b>
MLAB	2401	A01			13	92%			13	92%
<b>MLAB</b>	<b>2401 Total</b>				<b>13</b>	<b>92%</b>			<b>13</b>	<b>92%</b>
MLAB	2434	A01			15	93%			15	93%
<b>MLAB</b>	<b>2434 Total</b>				<b>15</b>	<b>93%</b>			<b>15</b>	<b>93%</b>
MLAB	2660	A01			3	100%			3	100%
<b>MLAB</b>	<b>2660 Total</b>				<b>3</b>	<b>100%</b>			<b>3</b>	<b>100%</b>
MLAB	2661	A01			3	100%			3	100%
<b>MLAB</b>	<b>2661 Total</b>				<b>3</b>	<b>100%</b>			<b>3</b>	<b>100%</b>
MRKG	1302	B01NT	8	88%					8	88%
<b>MRKG</b>	<b>1302 Total</b>		<b>8</b>	<b>88%</b>					<b>8</b>	<b>88%</b>
MRKG	1311	B01NT	16	94%					16	94%
MRKG	1311	C01HY					4	75%	4	75%
<b>MRKG</b>	<b>1311 Total</b>		<b>16</b>	<b>94%</b>			<b>4</b>	<b>75%</b>	<b>20</b>	<b>90%</b>
MUAP	1105	A02			1	0%			1	0%
<b>MUAP</b>	<b>1105 Total</b>				<b>1</b>	<b>0%</b>			<b>1</b>	<b>0%</b>
MUAP	1169	A01			2	100%			2	100%
<b>MUAP</b>	<b>1169 Total</b>				<b>2</b>	<b>100%</b>			<b>2</b>	<b>100%</b>
MUAP	1181	A01			1	0%			1	0%
<b>MUAP</b>	<b>1181 Total</b>				<b>1</b>	<b>0%</b>			<b>1</b>	<b>0%</b>
MUAP	1209	A01			1	100%			1	100%
<b>MUAP</b>	<b>1209 Total</b>				<b>1</b>	<b>100%</b>			<b>1</b>	<b>100%</b>
MUAP	1217	A01			1	100%			1	100%
<b>MUAP</b>	<b>1217 Total</b>				<b>1</b>	<b>100%</b>			<b>1</b>	<b>100%</b>
MUAP	1233	A01			1	100%			1	100%
<b>MUAP</b>	<b>1233 Total</b>				<b>1</b>	<b>100%</b>			<b>1</b>	<b>100%</b>
MUAP	1253	A01			1	100%			1	100%
<b>MUAP</b>	<b>1253 Total</b>				<b>1</b>	<b>100%</b>			<b>1</b>	<b>100%</b>
MUAP	1258	A01			1	100%			1	100%

Grayson College  
Fall 2018 Successful Course Completion Rate Data by Course and Section

Subject	Course Number	Section Num	First Half Term Total Enrolled	First Half Term Success Rate	Full Term Total Enrolled	Full Term Success Rate	Second Half Term Total Enrolled	Second Half Term Success Rate	Semester Total Enrolled	Semester Overall Success Rate
<b>MUAP</b>	<b>1258 Total</b>				1	100%			1	100%
MUAP	1261	A02			1	0%			1	0%
<b>MUAP</b>	<b>1261 Total</b>				1	0%			1	0%
MUAP	1269	A01			2	100%			2	100%
<b>MUAP</b>	<b>1269 Total</b>				2	100%			2	100%
MUAP	1281	A01			4	50%			4	50%
<b>MUAP</b>	<b>1281 Total</b>				4	50%			4	50%
MUAP	2169	A01			1	100%			1	100%
<b>MUAP</b>	<b>2169 Total</b>				1	100%			1	100%
MUAP	2261	A02			1	100%			1	100%
<b>MUAP</b>	<b>2261 Total</b>				1	100%			1	100%
MUAP	2281	A01			3	67%			3	67%
<b>MUAP</b>	<b>2281 Total</b>				3	67%			3	67%
MUAP	2287	A01			1	100%			1	100%
<b>MUAP</b>	<b>2287 Total</b>				1	100%			1	100%
MUEN	1124	A01			1	100%			1	100%
<b>MUEN</b>	<b>1124 Total</b>				1	100%			1	100%
MUEN	1133	A01			8	100%			8	100%
<b>MUEN</b>	<b>1133 Total</b>				8	100%			8	100%
MUEN	1141	A01			8	75%			8	75%
<b>MUEN</b>	<b>1141 Total</b>				8	75%			8	75%
MUEN	2133	A01			1	100%			1	100%
<b>MUEN</b>	<b>2133 Total</b>				1	100%			1	100%
MUEN	2141	A01			3	100%			3	100%
<b>MUEN</b>	<b>2141 Total</b>				3	100%			3	100%
MUSC	1213	A01			2	100%			2	100%
<b>MUSC</b>	<b>1213 Total</b>				2	100%			2	100%
MUSC	1327	A01			3	67%			3	67%
<b>MUSC</b>	<b>1327 Total</b>				3	67%			3	67%
MUSI	1116	A01			8	63%			8	63%

Grayson College  
Fall 2018 Successful Course Completion Rate Data by Course and Section

Subject	Course Number	Section Number	First Half Term Total Enrolled	First Half Term Success Rate	Full Term Total Enrolled	Full Term Success Rate	Second Half Term Total Enrolled	Second Half Term Success Rate	Semester Total Enrolled	Semester Overall Success Rate
<b>MUSI</b>	<b>1116 Total</b>				8	63%			8	63%
MUSI	1181	A01			9	78%			9	78%
<b>MUSI</b>	<b>1181 Total</b>				9	78%			9	78%
MUSI	1306	A46HY			23	83%			23	83%
MUSI	1306	B01HY	15	73%					15	73%
MUSI	1306	B01NT	34	76%					34	76%
MUSI	1306	C01HY					16	81%	16	81%
MUSI	1306	C01NT					32	75%	32	75%
<b>MUSI</b>	<b>1306 Total</b>		49	76%	23	83%	48	77%	120	78%
MUSI	1307	A01			8	25%			8	25%
<b>MUSI</b>	<b>1307 Total</b>				8	25%			8	25%
MUSI	1311	A01			8	50%			8	50%
<b>MUSI</b>	<b>1311 Total</b>				8	50%			8	50%
MUSI	2116	A01			4	50%			4	50%
<b>MUSI</b>	<b>2116 Total</b>				4	50%			4	50%
MUSI	2181	A01			4	75%			4	75%
<b>MUSI</b>	<b>2181 Total</b>				4	75%			4	75%
MUSI	2311	A01			4	50%			4	50%
<b>MUSI</b>	<b>2311 Total</b>				4	50%			4	50%
MUSP	1110	A10			2	100%			2	100%
<b>MUSP</b>	<b>1110 Total</b>				2	100%			2	100%
PHED	1112	B01	2	100%					2	100%
<b>PHED</b>	<b>1112 Total</b>		2	100%					2	100%
PHED	1116	A01NT			3	100%			3	100%
<b>PHED</b>	<b>1116 Total</b>				3	100%			3	100%
PHED	1164	B01NT	25	92%					25	92%
PHED	1164	C01NT					32	94%	32	94%
<b>PHED</b>	<b>1164 Total</b>		25	92%			32	94%	57	93%
PHED	1301	B01NT	11	100%					11	100%
<b>PHED</b>	<b>1301 Total</b>		11	100%					11	100%

Grayson College  
Fall 2018 Successful Course Completion Rate Data by Course and Section

Subject	Course Number	Section Number	First Half Term Total Enrolled	First Half Term Success Rate	Full Term Total Enrolled	Full Term Success Rate	Second Half Term Total Enrolled	Second Half Term Success Rate	Semester Total Enrolled	Semester Overall Success Rate
PHED	1304	A46NT			24	88%			24	88%
PHED	1304	C01NT					30	83%	30	83%
<b>PHED</b>	<b>1304 Total</b>				<b>24</b>	<b> 88%</b>	<b>30</b>	<b> 83%</b>	<b>54</b>	<b> 85%</b>
PHED	1306	B01NT	7	100%					7	100%
PHED	1306	D01NT					6	100%	6	100%
<b>PHED</b>	<b>1306 Total</b>		<b>7</b>	<b> 100%</b>	<b>0</b>		<b>6</b>	<b> 100%</b>	<b>13</b>	<b> 100%</b>
PHED	1308	C01NT					7	100%	7	100%
PHED	1308	D01NT					6	100%	6	100%
<b>PHED</b>	<b>1308 Total</b>						<b>13</b>	<b> 100%</b>	<b>13</b>	<b> 100%</b>
PHED	1346	B01NT	10	100%					10	100%
<b>PHED</b>	<b>1346 Total</b>		<b>10</b>	<b> 100%</b>					<b>10</b>	<b> 100%</b>
PHED	2356	C01NT					12	83%	12	83%
PHED	2356	D01NT					26	92%	26	92%
<b>PHED</b>	<b>2356 Total</b>				<b>0</b>		<b>38</b>	<b> 89%</b>	<b>38</b>	<b> 89%</b>
PHIL	1301	B01HY	22	64%					22	64%
PHIL	1301	B01NT	33	70%					33	70%
PHIL	1301	C01NT					33	67%	33	67%
<b>PHIL</b>	<b>1301 Total</b>		<b>55</b>	<b> 67%</b>			<b>33</b>	<b> 67%</b>	<b>88</b>	<b> 67%</b>
PHIL	1304	B01HY	17	76%					17	76%
PHIL	1304	C01HY					20	75%	20	75%
<b>PHIL</b>	<b>1304 Total</b>		<b>17</b>	<b> 76%</b>			<b>20</b>	<b> 75%</b>	<b>37</b>	<b> 76%</b>
PHYS	1101	A01			10	60%			10	60%
PHYS	1101	A02			8	88%			8	88%
<b>PHYS</b>	<b>1101 Total</b>				<b>18</b>	<b> 72%</b>			<b>18</b>	<b> 72%</b>
PHYS	1103	C01HY					19	63%	19	63%
<b>PHYS</b>	<b>1103 Total</b>						<b>19</b>	<b> 63%</b>	<b>19</b>	<b> 63%</b>
PHYS	1301	A01			18	72%			18	72%
<b>PHYS</b>	<b>1301 Total</b>				<b>18</b>	<b> 72%</b>			<b>18</b>	<b> 72%</b>
PHYS	1303	C01HY					19	63%	19	63%
<b>PHYS</b>	<b>1303 Total</b>						<b>19</b>	<b> 63%</b>	<b>19</b>	<b> 63%</b>

Grayson College  
Fall 2018 Successful Course Completion Rate Data by Course and Section

Subject	Course Number	Section Number	First Half Term Total Enrolled	First Half Term Success Rate	Full Term Total Enrolled	Full Term Success Rate	Second Half Term Total Enrolled	Second Half Term Success Rate	Semester Total Enrolled	Semester Overall Success Rate
PHYS	2125	A01			14	86%			14	86%
PHYS	2125	A02			12	75%			12	75%
<b>PHYS</b>	<b>2125 Total</b>				<b>26</b>	<b>81%</b>			<b>26</b>	<b>81%</b>
PHYS	2325	A01			26	81%			26	81%
<b>PHYS</b>	<b>2325 Total</b>				<b>26</b>	<b>81%</b>			<b>26</b>	<b>81%</b>
PLAB	1160	A01			12	50%			12	50%
<b>PLAB</b>	<b>1160 Total</b>				<b>12</b>	<b>50%</b>			<b>12</b>	<b>50%</b>
PLAB	1161	A01			4	50%			4	50%
<b>PLAB</b>	<b>1161 Total</b>				<b>4</b>	<b>50%</b>			<b>4</b>	<b>50%</b>
PLAB	1223	A01HY			12	75%			12	75%
<b>PLAB</b>	<b>1223 Total</b>				<b>12</b>	<b>75%</b>			<b>12</b>	<b>75%</b>
POFI	1301	C01NT					15	60%	15	60%
<b>POFI</b>	<b>1301 Total</b>						<b>15</b>	<b>60%</b>	<b>15</b>	<b>60%</b>
POFI	2301	B01NT	9	56%					9	56%
<b>POFI</b>	<b>2301 Total</b>		<b>9</b>	<b>56%</b>					<b>9</b>	<b>56%</b>
POFM	1317	B01NT	8	75%					8	75%
<b>POFM</b>	<b>1317 Total</b>		<b>8</b>	<b>75%</b>					<b>8</b>	<b>75%</b>
POFT	1301	B01NT	21	81%					21	81%
<b>POFT</b>	<b>1301 Total</b>		<b>21</b>	<b>81%</b>					<b>21</b>	<b>81%</b>
POFT	1313	C01NT					2	50%	2	50%
<b>POFT</b>	<b>1313 Total</b>						<b>2</b>	<b>50%</b>	<b>2</b>	<b>50%</b>
POFT	2303	B01NT	18	72%					18	72%
<b>POFT</b>	<b>2303 Total</b>		<b>18</b>	<b>72%</b>					<b>18</b>	<b>72%</b>
PSTR	1301	B01	6	83%					6	83%
<b>PSTR</b>	<b>1301 Total</b>		<b>6</b>	<b>83%</b>					<b>6</b>	<b>83%</b>
PSTR	2331	C01					9	100%	9	100%
<b>PSTR</b>	<b>2331 Total</b>						<b>9</b>	<b>100%</b>	<b>9</b>	<b>100%</b>
PSYC	2301	A40			27	93%			27	93%
PSYC	2301	A53NT			69	94%			69	94%
PSYC	2301	B01HY	32	88%					32	88%

Grayson College  
Fall 2018 Successful Course Completion Rate Data by Course and Section

Subject	Course Number	Section Number	First Half Term Total Enrolled	First Half Term Success Rate	Full Term Total Enrolled	Full Term Success Rate	Second Half Term Total Enrolled	Second Half Term Success Rate	Semester Total Enrolled	Semester Overall Success Rate
PSYC	2301	B01NT	64	89%					64	89%
PSYC	2301	B02HY	20	75%					20	75%
PSYC	2301	B02NT	22	77%					22	77%
PSYC	2301	B03HY	29	90%					29	90%
PSYC	2301	B04HY	13	92%					13	92%
PSYC	2301	C01HY					27	89%	27	89%
PSYC	2301	C01NT					60	87%	60	87%
PSYC	2301	C02HY					26	69%	26	69%
PSYC	2301	C02NT					32	75%	32	75%
PSYC	2301	C03HY					30	77%	30	77%
PSYC	2301	C04HY					31	55%	31	55%
PSYC	2301	D01NT					24	96%	24	96%
<b>PSYC</b>	<b>2301 Total</b>		<b>180</b>	<b>86%</b>	<b>96</b>	<b>94%</b>	<b>230</b>	<b>79%</b>	<b>506</b>	<b>84%</b>
PSYC	2314	B01HY	10	80%					10	80%
PSYC	2314	B01NT	45	84%					45	84%
PSYC	2314	B02HY	13	92%					13	92%
PSYC	2314	B02NT	11	100%					11	100%
PSYC	2314	C01HY					23	83%	23	83%
PSYC	2314	C01NT					44	73%	44	73%
PSYC	2314	C02HY					20	70%	20	70%
PSYC	2314	C03HY					5	100%	5	100%
<b>PSYC</b>	<b>2314 Total</b>		<b>79</b>	<b>87%</b>			<b>92</b>	<b>76%</b>	<b>171</b>	<b>81%</b>
PSYC	2315	C01NT					18	89%	18	89%
<b>PSYC</b>	<b>2315 Total</b>						<b>18</b>	<b>89%</b>	<b>18</b>	<b>89%</b>
PSYC	2319	C01NT					29	86%	29	86%
<b>PSYC</b>	<b>2319 Total</b>						<b>29</b>	<b>86%</b>	<b>29</b>	<b>86%</b>
QCTC	1343	A01			16	75%			16	75%
<b>QCTC</b>	<b>1343 Total</b>				<b>16</b>	<b>75%</b>			<b>16</b>	<b>75%</b>
RADR	1111	A01			7	86%			7	86%
RADR	1111	A02			7	100%			7	100%

Grayson College  
Fall 2018 Successful Course Completion Rate Data by Course and Section

Subject	Course Number	Section Number	First Half Term Total Enrolled	First Half Term Success Rate	Full Term Total Enrolled	Full Term Success Rate	Second Half Term Total Enrolled	Second Half Term Success Rate	Semester Total Enrolled	Semester Overall Success Rate
RADR	1111	A03			6	100%			6	100%
<b>RADR</b>	<b>1111 Total</b>				<b>20</b>	<b>95%</b>			<b>20</b>	<b>95%</b>
RADR	1160	A01			20	95%			20	95%
<b>RADR</b>	<b>1160 Total</b>				<b>20</b>	<b>95%</b>			<b>20</b>	<b>95%</b>
RADR	1301	A01			20	95%			20	95%
<b>RADR</b>	<b>1301 Total</b>				<b>20</b>	<b>95%</b>			<b>20</b>	<b>95%</b>
RADR	1303	A01			20	95%			20	95%
<b>RADR</b>	<b>1303 Total</b>				<b>20</b>	<b>95%</b>			<b>20</b>	<b>95%</b>
RADR	1311	A01			20	95%			20	95%
<b>RADR</b>	<b>1311 Total</b>				<b>20</b>	<b>95%</b>			<b>20</b>	<b>95%</b>
RADR	2217	A01			10	100%			10	100%
<b>RADR</b>	<b>2217 Total</b>				<b>10</b>	<b>100%</b>			<b>10</b>	<b>100%</b>
RADR	2305	A01			10	100%			10	100%
<b>RADR</b>	<b>2305 Total</b>				<b>10</b>	<b>100%</b>			<b>10</b>	<b>100%</b>
RADR	2309	A01			10	100%			10	100%
<b>RADR</b>	<b>2309 Total</b>				<b>10</b>	<b>100%</b>			<b>10</b>	<b>100%</b>
RADR	2463	A01			10	90%			10	90%
<b>RADR</b>	<b>2463 Total</b>				<b>10</b>	<b>90%</b>			<b>10</b>	<b>90%</b>
RNSG	1119	A01			15	93%			15	93%
RNSG	1119	A02			15	93%			15	93%
RNSG	1119	A03			15	87%			15	87%
RNSG	1119	A04			15	100%			15	100%
<b>RNSG</b>	<b>1119 Total</b>				<b>60</b>	<b>93%</b>			<b>60</b>	<b>93%</b>
RNSG	1144	A01			15	93%			15	93%
RNSG	1144	A02			19	100%			19	100%
RNSG	1144	A03			21	100%			21	100%
<b>RNSG</b>	<b>1144 Total</b>				<b>55</b>	<b>98%</b>			<b>55</b>	<b>98%</b>
RNSG	1227	A01HY			24	100%			24	100%
<b>RNSG</b>	<b>1227 Total</b>				<b>24</b>	<b>100%</b>			<b>24</b>	<b>100%</b>
RNSG	1360	A01			60	93%			60	93%

Grayson College  
Fall 2018 Successful Course Completion Rate Data by Course and Section

Subject	Course Number	Section Num	First Half Term Total Enrolled	First Half Term Success Rate	Full Term Total Enrolled	Full Term Success Rate	Second Half Term Total Enrolled	Second Half Term Success Rate	Semester Total Enrolled	Semester Overall Success Rate
<b>RNSG</b>	<b>1360 Total</b>				60	93%			60	93%
RNSG	1413	A01HY			24	83%			24	83%
<b>RNSG</b>	<b>1413 Total</b>				24	83%			24	83%
RNSG	1423	A01			60	85%			60	85%
<b>RNSG</b>	<b>1423 Total</b>				60	85%			60	85%
RNSG	1461	A01			55	98%			55	98%
<b>RNSG</b>	<b>1461 Total</b>				55	98%			55	98%
RNSG	2404	A01			55	78%			55	78%
<b>RNSG</b>	<b>2404 Total</b>				55	78%			55	78%
RNSG	2414	A01			69	83%			69	83%
<b>RNSG</b>	<b>2414 Total</b>				69	83%			69	83%
RNSG	2435	A01			51	90%			51	90%
<b>RNSG</b>	<b>2435 Total</b>				51	90%			51	90%
RNSG	2462	A01			69	96%			69	96%
<b>RNSG</b>	<b>2462 Total</b>				69	96%			69	96%
RNSG	2463	A01			51	100%			51	100%
<b>RNSG</b>	<b>2463 Total</b>				51	100%			51	100%
RSTO	1304	B01	5	100%					5	100%
RSTO	1304	C01					6	100%	6	100%
<b>RSTO</b>	<b>1304 Total</b>		5	100%			6	100%	11	100%
SOCI	1301	B01HY	10	70%					10	70%
SOCI	1301	B01NT	61	84%					61	84%
SOCI	1301	B02HY	18	83%					18	83%
SOCI	1301	C01HY					15	80%	15	80%
SOCI	1301	D01NT					23	96%	23	96%
<b>SOCI</b>	<b>1301 Total</b>		89	82%			38	89%	127	84%
SOCI	1306	C01NT					32	72%	32	72%
<b>SOCI</b>	<b>1306 Total</b>						32	72%	32	72%
SOCI	2306	C01NT					20	80%	20	80%
<b>SOCI</b>	<b>2306 Total</b>						20	80%	20	80%



Grayson College  
Fall 2018 Successful Course Completion Rate Data by Course and Section

Subject	Course Number	Section Number	First Half Term Total Enrolled	First Half Term Success Rate	Full Term Total Enrolled	Full Term Success Rate	Second Half Term Total Enrolled	Second Half Term Success Rate	Semester Total Enrolled	Semester Overall Success Rate
SPAN	2311	A57			16	50%			16	50%
<b>SPAN</b>	<b>2311 Total</b>				<b>16</b>	<b>50%</b>			<b>16</b>	<b>50%</b>
SPCH	1311	A01			5	80%			5	80%
SPCH	1311	A40			23	91%			23	91%
SPCH	1311	A53NT			41	83%			41	83%
SPCH	1311	B01HY	11	73%					11	73%
SPCH	1311	B01NT	23	96%					23	96%
SPCH	1311	B02NT	25	60%					25	60%
SPCH	1311	C01HY					10	80%	10	80%
SPCH	1311	C01NT					23	91%	23	91%
SPCH	1311	C02NT					21	76%	21	76%
<b>SPCH</b>	<b>1311 Total</b>		<b>59</b>	<b>76%</b>	<b>69</b>	<b>86%</b>	<b>54</b>	<b>83%</b>	<b>182</b>	<b>82%</b>
SPCH	1321	B01NT	23	70%					23	70%
SPCH	1321	C01NT					22	86%	22	86%
<b>SPCH</b>	<b>1321 Total</b>		<b>23</b>	<b>70%</b>			<b>22</b>	<b>86%</b>	<b>45</b>	<b>78%</b>
TECA	1303	B01NT	3	0%					3	0%
<b>TECA</b>	<b>1303 Total</b>		<b>3</b>	<b>0%</b>					<b>3</b>	<b>0%</b>
TECA	1354	B01NT	27	89%					27	89%
TECA	1354	C01NT					26	69%	26	69%
<b>TECA</b>	<b>1354 Total</b>		<b>27</b>	<b>89%</b>			<b>26</b>	<b>69%</b>	<b>53</b>	<b>79%</b>
TECM	1303	A02			7	100%			7	100%
<b>TECM</b>	<b>1303 Total</b>				<b>7</b>	<b>100%</b>			<b>7</b>	<b>100%</b>
TRVM	2333	A01			8	100%			8	100%
<b>TRVM</b>	<b>2333 Total</b>				<b>8</b>	<b>100%</b>			<b>8</b>	<b>100%</b>
VNSG	1133	B01HY	5	100%					5	100%
<b>VNSG</b>	<b>1133 Total</b>		<b>5</b>	<b>100%</b>					<b>5</b>	<b>100%</b>
VNSG	1226	C01					74	91%	74	91%
<b>VNSG</b>	<b>1226 Total</b>						<b>74</b>	<b>91%</b>	<b>74</b>	<b>91%</b>
VNSG	1304	A01			78	92%			78	92%
<b>VNSG</b>	<b>1304 Total</b>				<b>78</b>	<b>92%</b>			<b>78</b>	<b>92%</b>





Grayson College  
Fall 2018 Successful Course Completion Rate Data by Course and Section

Subject	Course Number	Section Number	First Half Term Total Enrolled	First Half Term Success Rate	Full Term Total Enrolled	Full Term Success Rate	Second Half Term Total Enrolled	Second Half Term Success Rate	Semester Total Enrolled	Semester Overall Success Rate
VNSG	1360	A01			78	90%			78	90%
<b>VNSG</b>	<b>1360 Total</b>				<b>78</b>	<b>90%</b>			<b>78</b>	<b>90%</b>
VNSG	1502	A01			78	79%			78	79%
<b>VNSG</b>	<b>1502 Total</b>				<b>78</b>	<b>79%</b>			<b>78</b>	<b>79%</b>
WLDG	1421	A01			14	64%			14	64%
WLDG	1421	A02			2	100%			2	100%
WLDG	1421	A03			3	100%			3	100%
WLDG	1421	A04			5	80%			5	80%
WLDG	1421	A06			8	88%			8	88%
WLDG	1421	A07			1	100%			1	100%
WLDG	1421	A08			3	100%			3	100%
WLDG	1421	C01					1	0%	1	0%
<b>WLDG</b>	<b>1421 Total</b>				<b>36</b>	<b>81%</b>	<b>1</b>	<b>0%</b>	<b>37</b>	<b>78%</b>
WLDG	1428	A01			9	56%			9	56%
WLDG	1428	A02			1	100%			1	100%
WLDG	1428	A03			12	67%			12	67%
WLDG	1428	A04			7	100%			7	100%
WLDG	1428	A05			4	75%			4	75%
WLDG	1428	A07			4	100%			4	100%
WLDG	1428	C01					1	100%	1	100%
<b>WLDG</b>	<b>1428 Total</b>				<b>37</b>	<b>76%</b>	<b>1</b>	<b>100%</b>	<b>38</b>	<b>76%</b>
WLDG	1430	A01			4	75%			4	75%
WLDG	1430	A02			9	67%			9	67%
WLDG	1430	A03			2	100%			2	100%
WLDG	1430	A05			6	83%			6	83%
<b>WLDG</b>	<b>1430 Total</b>				<b>21</b>	<b>76%</b>	<b>0</b>		<b>21</b>	<b>76%</b>
WLDG	1434	A01			4	75%			4	75%
WLDG	1434	A02			2	100%			2	100%
WLDG	1434	A03			3	67%			3	67%
WLDG	1434	A04			5	100%			5	100%

Grayson College  
Fall 2018 Successful Course Completion Rate Data by Course and Section

Subject	Course Number	Section Number	First Half Term Total Enrolled	First Half Term Success Rate	Full Term Total Enrolled	Full Term Success Rate	Second Half Term Total Enrolled	Second Half Term Success Rate	Semester Total Enrolled	Semester Overall Success Rate
WLDG	1434	A05			3	100%			3	100%
<b>WLDG</b>	<b>1434 Total</b>				<b>17</b>	<b>88%</b>			<b>17</b>	<b>88%</b>
WLDG	1457	A01			5	80%			5	80%
WLDG	1457	A02			2	50%			2	50%
WLDG	1457	A03			5	100%			5	100%
WLDG	1457	A04			4	75%			4	75%
WLDG	1457	A08			6	100%			6	100%
WLDG	1457	C01					1	100%	1	100%
<b>WLDG</b>	<b>1457 Total</b>				<b>22</b>	<b>86%</b>	<b>1</b>	<b>100%</b>	<b>23</b>	<b>87%</b>
WLDG	2406	A01			0				0	
WLDG	2406	A02			1	100%			1	100%
WLDG	2406	A03			3	100%			3	100%
WLDG	2406	A04			4	100%			4	100%
WLDG	2406	A05			2	50%			2	50%
WLDG	2406	A06			6	100%			6	100%
<b>WLDG</b>	<b>2406 Total</b>				<b>16</b>	<b>94%</b>			<b>16</b>	<b>94%</b>
WLDG	2447	A01			1	100%			1	100%
WLDG	2447	A02			3	100%			3	100%
WLDG	2447	A03			1	0%			1	0%
WLDG	2447	A04			4	100%			4	100%
WLDG	2447	A05			4	100%			4	100%
WLDG	2447	A07			1	0%			1	0%
<b>WLDG</b>	<b>2447 Total</b>				<b>14</b>	<b>86%</b>			<b>14</b>	<b>86%</b>
WLDG	2451	A01			1	0%			1	0%
WLDG	2451	A02			1	100%			1	100%
WLDG	2451	A03			4	100%			4	100%
WLDG	2451	A04			2	100%			2	100%
WLDG	2451	A05			1	100%			1	100%
WLDG	2451	C06					1	0%	1	0%
<b>WLDG</b>	<b>2451 Total</b>				<b>9</b>	<b>89%</b>	<b>1</b>	<b>0%</b>	<b>10</b>	<b>80%</b>

**Grayson College**  
**Fall 2018 Successful Course Completion Rate Data by Course and Section**

Subject	Course Number	Section Num	First Half Term Total Enrolled	First Half Term Success Rate	Full Term Total Enrolled	Full Term Success Rate	Second Half Term Total Enrolled	Second Half Term Success Rate	Semester Total Enrolled	Semester Overall Success Rate
<b>Grand Total</b>			<b>3701</b>	 <b>79%</b>	<b>6617</b>	 <b>78%</b>	<b>3651</b>	 <b>77%</b>	<b>13969</b>	 <b>78%</b>

Grayson College  
Fall 2018 Successful Course Completion Rate Data By Course

Subject	Course Number	First Half Term Total Enrolled	First Half Term Success Rate	Full Term Total Enrolled	Full Term Success Rate	Second Half Term Total Enrolled	Second Half Term Success Rate	Semester Total Enrolled	Semester Overall Success Rate
ABDR	1307			5	60%			5	60%
ABDR	1431			5	100%			5	100%
ABDR	1519			4	100%			4	100%
ABDR	1558			7	71%	1	100%	8	75%
ABDR	2355			8	75%			8	75%
ACCT	2301	44	77%			21	81%	65	78%
ACCT	2302	19	95%			21	76%	40	85%
ACNT	1303					5	100%	5	100%
ACNT	1311					14	86%	14	86%
ACNT	1331					12	92%	12	92%
ACNT	2302	4	100%					4	100%
ARTS	1301	84	79%	19	63%	61	66%	164	72%
ARTS	1311			9	67%			9	67%
ARTS	1316			14	86%			14	86%
ARTS	2311			3	67%			3	67%
ARTS	2346			7	71%			7	71%
ARTS	2347			1	0%			1	0%
BCIS	1305			53	89%			53	89%
BIOL	1106			186	76%	5	100%	191	77%
BIOL	1107			18	83%			18	83%
BIOL	1108	5	100%					5	100%
BIOL	1306			186	76%	5	100%	191	77%
BIOL	1307			18	83%			18	83%
BIOL	1308	5	100%					5	100%
BIOL	1322	20	80%					20	80%
BIOL	2101	56	70%	224	65%			280	66%
BIOL	2102			63	52%	49	61%	112	56%
BIOL	2120			45	84%	21	86%	66	85%
BIOL	2301	56	70%	224	65%			280	66%
BIOL	2302			63	52%	49	61%	112	56%
BIOL	2320			45	84%	21	86%	66	85%
BIOL	2404			29	50%	0		29	50%
BMGT	1305	19	84%					19	84%
BMGT	1327	3	100%			15	80%	18	83%
BMGT	1341					9	89%	9	89%

Grayson College  
Fall 2018 Successful Course Completion Rate Data By Course

BMGT	2309			0		16		69%	16		69%	
BUSG	1304	17		94%		9		89%	26		92%	
BUSG	2305			9		67%			9		67%	
BUSG	2309	0				23		83%	23		83%	
BUSI	1301	43		93%		47		83%	90		88%	
CDEC	1317	4		75%					4		75%	
CDEC	1319	11		45%					11		45%	
CDEC	1321					5		100%	5		100%	
CDEC	1323					9		67%	9		67%	
CDEC	1358	0							0			
CDEC	1359	6		67%					6		67%	
CDEC	2322					3		100%	3		100%	
CHEF	1164			8		100%			8		100%	
CHEF	1205	22		86%	0				22		86%	
CHEF	1301	14		64%					14		64%	
CHEF	1310			12		100%			12		100%	
CHEF	1314	7		86%			6		100%	13		
CHEF	2231					14		93%	14		93%	
CHEF	2341			6		83%			6		83%	
CHEM	1111			47		81%			47		81%	
CHEM	1311			47		81%			47		81%	
CHEM	2123			8		100%			8		100%	
CHEM	2323			8		100%			8		100%	
CJLE	1329			16		88%			16		88%	
CJLE	1506			10		80%			10		80%	
CJLE	1512			10		80%			10		80%	
CJLE	1518			16		88%			16		88%	
CJSA	2334					13		92%	13		92%	
COLL	0271	357		75%		56		75%	413		75%	
COSC	1301	17		82%	39		92%	14		71%	70	
COSC	1336	20		75%				12		58%	32	
COSC	1437			15		73%			15		73%	
COSC	2436			8		88%			8		88%	
CPMT	1311	11		100%					11		100%	
CPMT	1345					13		85%	13		85%	
CPMT	1349					5		100%	5		100%	
CPMT	2350					8		75%	8		75%	
CPMT	2388			1		100%			1		100%	

Grayson College  
Fall 2018 Successful Course Completion Rate Data By Course

CRIJ	1301	37		81%					37		81%			
CRIJ	1306	15		93%					15		93%			
CRIJ	1307	21		95%					21		95%			
CRIJ	1310						41		90%	41		90%		
CRIJ	2301	19		89%					19		89%			
CRIJ	2313						12		100%	12		100%		
CRIJ	2314						16		88%	16		88%		
CRIJ	2323						9		89%	9		89%		
CRIJ	2328	19		89%					19		89%			
CSME	1310						20		90%	20		90%		
CSME	1348	6		100%					6		100%			
CSME	1401	35		77%					35		77%			
CSME	1405						32		84%	32		84%		
CSME	1430	6		50%					6		50%			
CSME	1431	6		67%					6		67%			
CSME	1434						2		100%	2		100%		
CSME	1441						6		83%	6		83%		
CSME	1443	25		64%			5		40%	30		60%		
CSME	1447	10		90%					10		90%			
CSME	1451						14		86%	14		86%		
CSME	1453	9		89%					9		89%			
CSME	1521						5		80%	5		80%		
CSME	1535	3		67%					3		67%			
CSME	1545	7		100%					7		100%			
CSME	1547	6		50%					6		50%			
CSME	2343						5		80%	5		80%		
CSME	2401	8		88%					8		88%			
CSME	2414						0			0				
CSME	2415	0								0				
CSME	2431						7		100%	7		100%		
CSME	2439	9		100%					9		100%			
CSME	2441						7		100%	7		100%		
CSME	2444						0			0				
CSME	2445						0			0				
DFTG	1309					14		64%	7		86%	21		71%
DFTG	1317								11		73%	11		73%
DFTG	1325					28		71%				28		71%
DFTG	1405	8		75%								8		75%

Grayson College  
Fall 2018 Successful Course Completion Rate Data By Course

DFTG	1445					6		100%		6		100%	
DFTG	2402	6		100%						6		100%	
DFTG	2417	7		100%						7		100%	
DFTG	2438				2		100%			2		100%	
DNTA	1202				19		95%			19		95%	
DNTA	1245				19		95%			19		95%	
DNTA	1301				19		95%			19		95%	
DNTA	1305				19		95%			19		95%	
DNTA	1311				19		95%			19		95%	
DNTA	1315				19		95%			19		95%	
DRAM	1120				8		88%			8		88%	
DRAM	1121				7		100%			7		100%	
DRAM	1310	34		91%				47		77%	81		83%
DRAM	1330				5		100%			5		100%	
DRAM	1341				3		100%			3		100%	
DRAM	1351				7		86%			7		86%	
DRAM	2120				2		100%			2		100%	
DRAM	2121				2		100%			2		100%	
DRAM	2366							5		60%	5		60%
ECON	2301	46		67%	181		92%	36		72%	263		85%
ECON	2302	22		77%				38		68%	60		72%
EDUC	1300	53		77%	30		87%	33		70%	116		78%
EDUC	1301	45		80%				0			45		80%
EDUC	2301							46		76%	46		76%
ELPT	1221				11		82%				11		82%
ELPT	1311				33		94%				33		94%
ELPT	1325				6		100%				6		100%
ELPT	1345				8		88%				8		88%
ELPT	1441				1		0%				1		0%
ELPT	2165				5		100%				5		100%
ELPT	2305				5		100%				5		100%
EMSP	1149							0			0		
EMSP	1161							56		98%	56		98%
EMSP	1338	59		100%							59		100%
EMSP	1355							0			0		
EMSP	1356							59		93%	59		93%
EMSP	1460							25		100%	25		100%
EMSP	1501	35		74%							35		74%



Grayson College  
Fall 2018 Successful Course Completion Rate Data By Course

EMSP	2137	29		100%	0		31		94%	60		97%	
EMSP	2206	59		100%						59		100%	
EMSP	2305	35		77%						35		77%	
EMSP	2434	0					59		97%	59		97%	
ENGL	1301	237		70%	596		79%	76		47%	909		74%
ENGL	1302	49		78%	21		76%	110		65%	180		69%
ENGL	2311	16		63%				13		46%	29		55%
ENGL	2327	28		93%							28		93%
ENGL	2328							9		56%	9		56%
ENGL	2332							16		75%	16		75%
ENGR	1201							12		100%	12		100%
ENGR	2301	2		100%							2		100%
FDST	1323				11		100%				11		100%
FDST	1370				12		100%				12		100%
FDST	2286				5		100%				5		100%
FDST	2319				14		100%				14		100%
FDST	2371				12		100%	1		100%	13		100%
FDST	2433				19		100%	1		100%	20		100%
GEOG	1302	4		75%							4		75%
GEOG	1303							12		83%	12		83%
GEOLOG	1101	46		87%	50		66%	46		72%	142		75%
GEOLOG	1103				5		80%	14		43%	19		53%
GEOLOG	1105	0									0		
GEOLOG	1301	46		87%	50		66%	46		72%	142		75%
GEOLOG	1303				5		80%	14		43%	19		53%
GEOLOG	1305	0									0		
GOVT	2305	116		72%	237		92%	131		76%	484		83%
GOVT	2306	108		74%	13		100%	183		80%	304		79%
HAMG	1221							21		76%	21		76%
HAMG	1319	16		88%							16		88%
HAMG	1324							13		92%	13		92%
HAMG	1340							22		86%	22		86%
HAMG	2167				4		100%				4		100%
HAMG	2301	15		73%							15		73%
HAMG	2305	7		100%							7		100%
HAMG	2332							7		86%	7		86%
HART	1401	0			19		47%				19		47%
HART	1407				16		63%	1		100%	17		65%

Grayson College  
Fall 2018 Successful Course Completion Rate Data By Course

HART	1441			22		91%			22		91%		
HART	1445			0					0				
HART	2436			13		100%			13		100%		
HART	2442			0					0				
HART	2445			24		100%			24		100%		
HART	2449			12		100%			12		100%		
HIST	1301	260		74%	347		88%	170		70%	777		79%
HIST	1302	95		76%				246		76%	341		76%
HIST	2321							18		83%	18		83%
HITT	1305							18		94%	18		94%
HPRS	1209							5		80%	5		80%
HPRS	1303	7		86%				0			7		86%
HPRS	2300	13		77%				0			13		77%
HPRS	2301	4		75%				0			4		75%
HPRS	2302	10		100%	6		83%				16		94%
HPRS	2321	5		80%				0			5		80%
HRPO	2301	9		89%							9		89%
HUMA	1301	131		89%				59		88%	190		88%
IMED	1341	8		88%							8		88%
IMED	2313							2		100%	2		100%
INMT	2688	1		100%							1		100%
INRW	0210				46		37%				46		37%
INRW	0310				0						0		
INRW	0315				91		67%	13		15%	104		61%
INRW	0320				0						0		
INRW	0325				30		50%	8		13%	38		42%
ITNW	1325	5		80%	7		57%				12		67%
ITNW	1351	13		85%	1		100%				14		86%
ITNW	1354							13		92%	13		92%
ITNW	2305				10		100%				10		100%
ITNW	2355							8		88%	8		88%
ITSC	1309	5		80%				14		64%	19		68%
ITSC	1316	11		100%	6		100%				17		100%
ITSC	2325							17		100%	17		100%
ITSC	2339	6		100%							6		100%
ITSW	1304							16		81%	16		81%
ITSY	1300	10		100%	0						10		100%
ITSY	2317	7		100%							7		100%

Grayson College  
Fall 2018 Successful Course Completion Rate Data By Course

MATH	0120			70		51%			70		51%		
MATH	0240			138		56%			138		56%		
MATH	0420			224		44%			224		44%		
MATH	1314	105		62%	416		72%	73		60%	594		69%
MATH	1316							9		11%	9		11%
MATH	1324	25		76%							25		76%
MATH	1325							25		88%	25		88%
MATH	1332	7		100%	13		62%	19		37%	39		56%
MATH	1342				169		62%	24		50%	193		60%
MATH	1350	19		58%							19		58%
MATH	1351							9		67%	9		67%
MATH	2312				48		69%				48		69%
MATH	2318							2		50%	2		50%
MATH	2413				35		39%				35		39%
MATH	2414				17		94%				17		94%
MATH	2415				8		100%				8		100%
MCHN	1302				5		100%				5		100%
MCHN	1320				7		100%				7		100%
MCHN	1438				26		81%				26		81%
MCHN	1454				3		0%				3		0%
MLAB	1201				21		86%				21		86%
MLAB	1291				16		75%				16		75%
MLAB	1335				27		85%				27		85%
MLAB	2238				16		38%				16		38%
MLAB	2401				13		92%				13		92%
MLAB	2434				15		93%				15		93%
MLAB	2660				3		100%				3		100%
MLAB	2661				3		100%				3		100%
MRKG	1302	8		88%							8		88%
MRKG	1311	16		94%				4		75%	20		90%
MUAP	1105				1		0%				1		0%
MUAP	1169				2		100%				2		100%
MUAP	1181				1		0%				1		0%
MUAP	1209				1		100%				1		100%
MUAP	1217				1		100%				1		100%
MUAP	1233				1		100%				1		100%
MUAP	1253				1		100%				1		100%
MUAP	1258				1		100%				1		100%

Grayson College  
Fall 2018 Successful Course Completion Rate Data By Course

MUAP	1261			1		0%			1		0%		
MUAP	1269			2		100%			2		100%		
MUAP	1281			4		50%			4		50%		
MUAP	2169			1		100%			1		100%		
MUAP	2261			1		100%			1		100%		
MUAP	2281			3		67%			3		67%		
MUAP	2287			1		100%			1		100%		
MUEN	1124			1		100%			1		100%		
MUEN	1133			8		100%			8		100%		
MUEN	1141			8		75%			8		75%		
MUEN	2133			1		100%			1		100%		
MUEN	2141			3		100%			3		100%		
MUSC	1213			2		100%			2		100%		
MUSC	1327			3		67%			3		67%		
MUSI	1116			8		63%			8		63%		
MUSI	1181			9		78%			9		78%		
MUSI	1306	49		76%	23		83%	48		77%	120		78%
MUSI	1307			8		25%			8		25%		
MUSI	1311			8		50%			8		50%		
MUSI	2116			4		50%			4		50%		
MUSI	2181			4		75%			4		75%		
MUSI	2311			4		50%			4		50%		
MUSP	1110			2		100%			2		100%		
PHED	1112	2		100%					2		100%		
PHED	1116			3		100%			3		100%		
PHED	1164	25		92%			32		94%	57		93%	
PHED	1301	11		100%					11		100%		
PHED	1304			24		88%	30		83%	54		85%	
PHED	1306	7		100%	0		6		100%	13		100%	
PHED	1308						13		100%	13		100%	
PHED	1346	10		100%					10		100%		
PHED	2356			0			38		89%	38		89%	
PHIL	1301	55		67%			33		67%	88		67%	
PHIL	1304	17		76%			20		75%	37		76%	
PHYS	1101			18		72%			18		72%		
PHYS	1103						19		63%	19		63%	
PHYS	1301			18		72%			18		72%		
PHYS	1303						19		63%	19		63%	

Grayson College  
Fall 2018 Successful Course Completion Rate Data By Course

PHYS	2125			26		81%			26		81%		
PHYS	2325			26		81%			26		81%		
PLAB	1160			12		50%			12		50%		
PLAB	1161			4		50%			4		50%		
PLAB	1223			12		75%			12		75%		
POFI	1301							15		60%	15		60%
POFI	2301	9		56%					9		56%		
POFM	1317	8		75%					8		75%		
POFT	1120			0					0				
POFT	1301	21		81%					21		81%		
POFT	1313							2		50%	2		50%
POFT	2303	18		72%					18		72%		
PSTR	1301	6		83%					6		83%		
PSTR	2331							9		100%	9		100%
PSYC	2301	180		86%	96		94%	230		79%	506		84%
PSYC	2314	79		87%				92		76%	171		81%
PSYC	2315							18		89%	18		89%
PSYC	2319							29		86%	29		86%
QCTC	1343			16		75%			16		75%		
RADR	1111			20		95%			20		95%		
RADR	1160			20		95%			20		95%		
RADR	1301			20		95%			20		95%		
RADR	1303			20		95%			20		95%		
RADR	1311			20		95%			20		95%		
RADR	2217			10		100%			10		100%		
RADR	2235			0					0				
RADR	2305			10		100%			10		100%		
RADR	2309			10		100%			10		100%		
RADR	2463			10		90%			10		90%		
RNSG	1119			60		93%			60		93%		
RNSG	1144			55		98%			55		98%		
RNSG	1227			24		100%			24		100%		
RNSG	1360			60		93%			60		93%		
RNSG	1413			24		83%			24		83%		
RNSG	1423			60		85%			60		85%		
RNSG	1461			55		98%			55		98%		
RNSG	2404			55		78%			55		78%		
RNSG	2414			69		83%			69		83%		

Grayson College  
Fall 2018 Successful Course Completion Rate Data By Course

RNSG	2435			51		90%			51		90%		
RNSG	2462			69		96%			69		96%		
RNSG	2463			51		100%			51		100%		
RSTO	1304	5		100%			6		100%	11		100%	
SOCI	1301	89		82%			38		89%	127		84%	
SOCI	1306						32		72%	32		72%	
SOCI	2301						0			0			
SOCI	2306						20		80%	20		80%	
SOCI	2319			0						0			
SPAN	2311			16		50%				16		50%	
SPCH	1311	59		76%	69		86%	54		83%	182		82%
SPCH	1321	23		70%			22		86%	45		78%	
TECA	1303	3		0%						3		0%	
TECA	1318						0			0			
TECA	1354	27		89%			26		69%	53		79%	
TECM	1303			7		100%				7		100%	
TRVM	2333			8		100%				8		100%	
VNSG	1133	5		100%						5		100%	
VNSG	1226						74		91%	74		91%	
VNSG	1304			78		92%				78		92%	
VNSG	1360			78		90%				78		90%	
VNSG	1502			78		79%				78		79%	
WLDG	1421			36		81%	1		0%	37		78%	
WLDG	1428			37		76%	1		100%	38		76%	
WLDG	1430			21		76%	0			21		76%	
WLDG	1434			17		88%				17		88%	
WLDG	1457			22		86%	1		100%	23		87%	
WLDG	2406			16		94%				16		94%	
WLDG	2447			14		86%				14		86%	
WLDG	2451			9		89%	1		0%	10		80%	
<b>Grand Total</b>		<b>3701</b>		<b>79%</b>	<b>6617</b>		<b>78%</b>	<b>3651</b>		<b>77%</b>	<b>13969</b>		<b>78%</b>